





**DDMS P. OBUL REDDY PUBLIC SCHOOL**  
**CLASS - I - OPEN BOOK ASSESSMENT (HOLIDAY HOMEWORK) -2022**

English	Make a one minute video on “My Best Day” during the summer vacation.
Math	<p>1) Write the phone numbers of your parents and write the numbers in words.  <b>eg: 987654321</b>  <b>9- nine</b>  <b>8- eight</b>  <b>7- seven .....</b></p> <p>2) Take a picture while playing anyone of your favourite games. Write a few lines on how you enjoyed it.  <b><u>Note:</u> Do on A4 Sheet</b></p>
EVS	<p>1. Make a model on “About Myself”. Below is the sample given for your reference?</p>  <p><b>Note: Important Activities to follow</b></p> <ul style="list-style-type: none"> <li>➤ Exercise daily to keep yourself healthy and fit.</li> <li>➤ Try to eat two items of food that you dislike.</li> <li>➤ Place a water bowl for birds to drink out of.</li> </ul> <p>Plant a few seeds in pouches of cotton wool or damp cotton wool and watch them grow</p> <div style="display: flex; justify-content: space-around; align-items: flex-end;">    </div>
HINDI	अपने अँगूठे (Thumb) और उँगली की नोक ( Fingertip )

	<p>पर रंग लगाओ और अपने मनचाहे कोई पाँच पशु – पक्षियों की आकृतियाँ A4 Sheet पर बनाइए ।</p> <p><b>Using water colours, form any 5 shapes of animals or birds with the help of your thumb and finger tips on A4 sheet.</b></p> <p><b>Refer the given example and use your own creativity.</b></p> <p><b>RUBRICS-</b> PRESENTATION - 5M  CREATIVITY - 2M  CONTENT [THEME] - 3M</p>
TELUGU	<p>ఏవైనా ఐదు (5) పండ్ల చిత్‌రాలను గీసి, Water Colours లో చూపుడు వేలు ( point finger) ను గాని, బొటన వేలు (thumb) ను గాని ముంచి (dip చేసి), A4 SHEET లో ముద్ర (print) వేయాలి.</p> <p>HEADING : 2M  చిత్‌రాలకు : 3M  Presentation : 5M</p>

