

OPEN BOOK ASSIGNMENT 2022-23

UKG

Dear Parents,

Holidays are the time for parents to become teachers and friends. It provides you with an opportunity to spend your precious time with them and develop an everlasting bond. We know you are looking forward to some constructive time with your child and make the holidays fruitful and exciting. So, let us make this summer break fun-filled with some exciting activities. Your encouragement can make a huge difference to the learning outcome of your child. Kindly motivate and lend support to your child and ensure that they complete the work well on time and to the best of their ability. **Please note that Worksheets given below are just samples. You can also get similar worksheets and make your child practice.**

ENGLISH: Help your child in revising Phonetic sounds every day. Children can listen to Phonics rhymes. They can practice writing Capital and Small letters Aa – Zz in their notebook following the 4 line concept (As shown in page no 10. Follow the patterns as shown on Pg. No. 7, 8 & 9) and do Work sheets of Missing Letters as given on Pg. Nos. 11. Children can practice doing the Work Sheets given on Pg. No. 12.

TABLE MAT (ACTIVITY): Help the child to make their own “**SIGHT WORDS TABLE MAT**” on an A4 colour sheet. Sight words to be mentioned are: I, am, my, she, he, the, this, that, why, how, where, what, at, on, is, in etc. as shown in the picture given below. Paste a passport size photograph of your child on the butterfly. Write your child’s name, class, section and get the table mat laminated.



MATHS: Let children revise Numbers 1- 50 orally and practice writing Nos. 1-50 (as shown on Pg. No.5). They can also do the Worksheets given on Pg. No. 6.

COUNTING CARDS (ACTIVITY): Learning through flash cards is fun. Flash cards are effective memory - aid tools that can help children learn quickly. So take colourful thick papers and make flash cards. 10 flash cards should be made by your child. The size of flash cards should be 4 inch x 4 inch. Kindly refer the picture given below.

1 .	2 ..	3 ...	4	5
6 :....	7 ::....	8 :::...	9 ::::...	10 :::::

SCIENCE: Children can learn to introduce themselves by saying their name, gender, age etc. They can share about their personal likes and dislikes and things they can do or is good at. They will realize that each one is special.

Help your kids to practice oral conversation based on page No.4.

ART AND CRAFT:

Make the child do the following fun-filled activities.

1) COLLAGE:

THEME - SUMMER SEASON: Use different textures, materials, items to make summer season picture on an A4 color sheet. Sample pictures are given below, please refer them.



Help your kids to practice oral conversation based on given page No.4.

WEALTH OUT OF WASTE: Start with how to make creative things from waste materials (Bottles, Old invitation cards, Nut shells, dry leaves, pencil shavings etc.) at home. You can help your child prepare pencil holder, Photo Frame, Wall hanging etc. with eco-friendly items.

JOYOUS MOMENTS :

- Tell the child about your childhood, share incidents from the past and show him/her old family albums. This will strengthen the bond between you and your child.
- Cook dinner together. Name the food items when you serve.
- Let your child help in household chores like dusting, filling water bottles and many more.
- Encourage your child to greet all elders.
- Read bedtime stories.
- Help your child in learning how to open and close his/her water bottles, snacks boxes, and school bag.
- And finally get your child do some brain boosting exercises by watching the following link:
<https://youtu.be/w9Ttcf71wGo>

** ** **

I AM A ...

BOY GIRL

MY NAME IS _____

I'M ... _____ **YEARS OLD.**

ALL ABOUT ME!

My name is...
I am _____ years old.

My favorite color is...

My favorite number is...

My favorite animal is...

My favorite food is...

I was born on...

I live in...

When I grow up, I want to be a...

I like to...

All About Me!

My favorite food _____

My favorite color _____

My favorite book _____

My favorite thing to do _____

My favorite toy _____

This is me!

Say and Write Numbers 1-50 (2 times)									
T	O	T	O	T	O	T	O	T	O
1	11	21	31					41	
2	12	22	32					42	
3	13	23	33					43	
4	14	24	34					44	
5	15	25	35					45	
6	16	26	36					46	
7	17	27	37					47	
8	18	28	38					48	
9	19	29	39					49	
10	20	30	40					50	

Count the objects in each group. Then, draw a line to match each group to the number that shows how many.

Drawing to Count

Draw the correct number of each item

4		
2		
5		
3		
1		

Patterns (Capital & Small)

[Start writing from dot]

i A a c c a a

i P B i b b

C c c c

i r D i r d

i r F E - o e

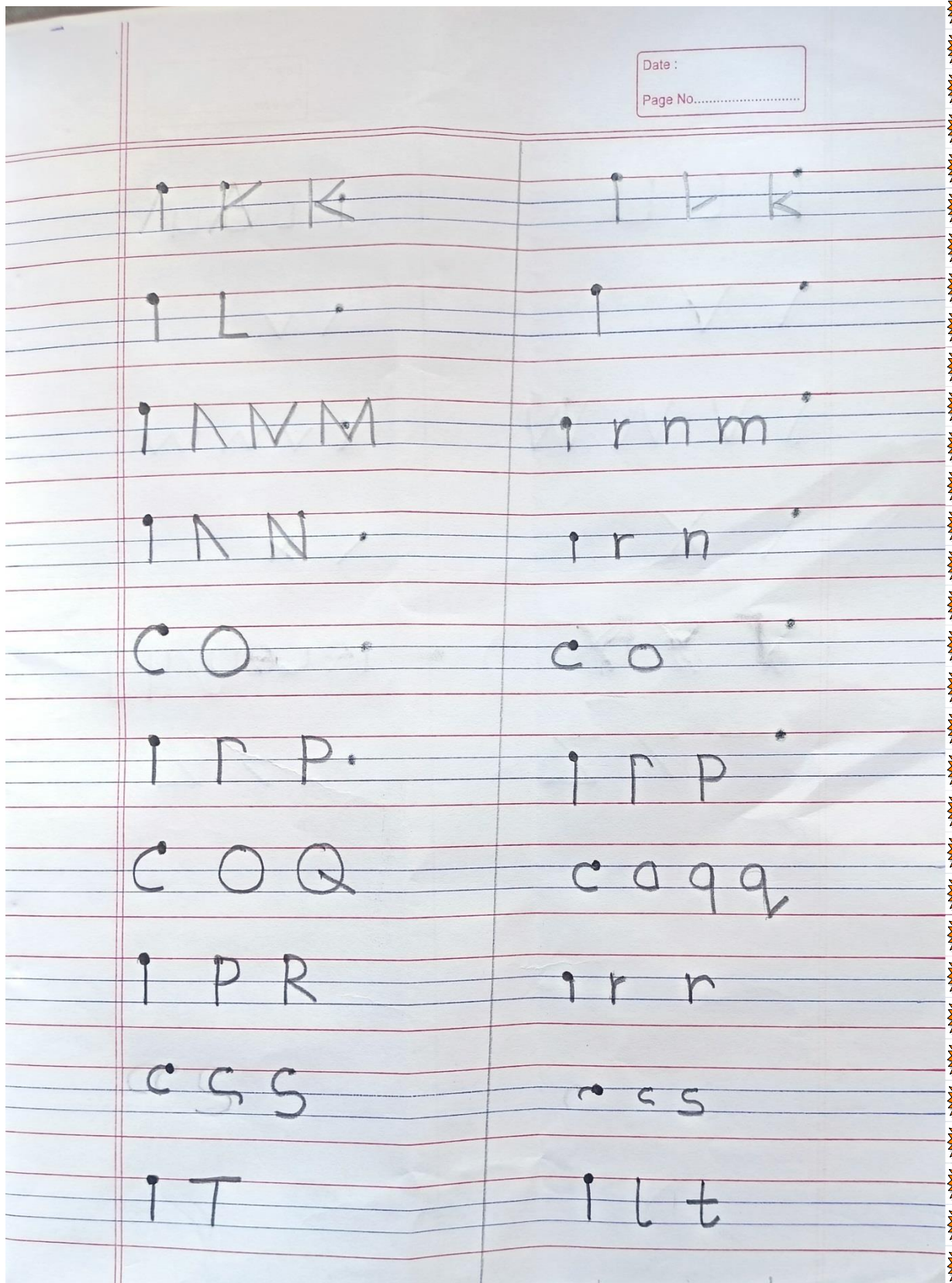
i r F a r f

C G G c a q g

i r H i r h

i r I i i

i J J i J j



Date :

Page No.....

l u

v

v w w

x

y y

- 7 z

l l u u


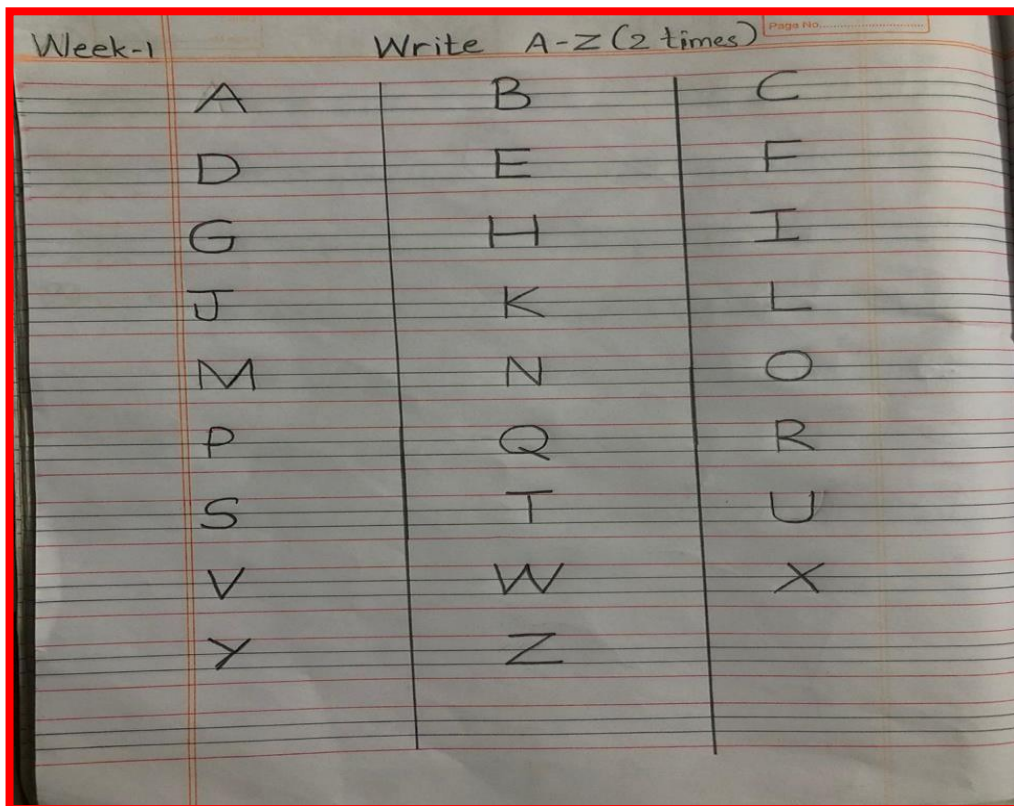
v v

v v w w

x x

l u u y y

- 7 z



Missing letters A-Z.

A	—	C
—	—	E
G	H	—
—	K	L
M	—	—
P	—	R
S	T	—
—	W	X
Y	Z	

Missing letters (a-z)

a	b	—
d	—	—
g	—	i
j	—	—
—	n	o
—	q	—
—	t	u
—	w	—
y	—	

Match the uppercase letter to its lowercase.



Apple

A ○

○ b



Ball

B ○

○ d



Cake

C ○

○ e



Dog

D ○

○ a



Egg

E ○

○ f



Fish

F ○

○ c

First Letter Match

Draw a line between the picture words and its correct first letter.



D

H

L

B

S



Matching Letters & Pictures Worksheet 1

Parents, help your child to:

1. Identify the picture and say the word aloud.
2. Match the letter with the picture that starts with that sound.



s

b

a

c

f