



**DDMS P. OBUL REDDY PUBLIC SCHOOL**  
**HOLIDAY HOMEWORK – 2025-2026**  
**CLASS – II**

**Hello Kids!**

**Summer Holidays! A time to relax, recharge and reflect. This summer, take time to relax, have fun, and tap your imagination. Through this holiday homework, share your adventures, observations and your break.**

**SUBJECT - ENGLISH**


**Select any one of the following, give a neat presentation on A4 sheets and submit on the reopening day.**



**Poetry time:** Encourage the students write two poems about their favourite season, animal or place in 6-8 lines on an A4 sheet. Draw and colour pictures related to the poems. Each line should end with a rhyming word.

**Learning Outcome:** The students will be able to :

- use their imagination to create a poem.
- express their thoughts and feelings through words.
- develop their handwriting and spellings.
- build confidence in creative writing and self-expression.



OR

**Description of a fictional place :**

Imagine that you are travelling to a fictional place, a world of fantasy. Draw and colour the place and describe your experiences and encounters in 10-12 sentences, on an A4 sheet.



**Learning Outcome:** The students will be able to :

- use their imagination to create a vivid and descriptive picture of a fantasy place.
- use adjectives and adverbs appropriately.
- develop their writing skills, including creativity and organization.
- build vocabulary.

**Reading Time:** Read the books like “Panchatantra tales” and “The Jungle Book” to enhance reading skills.

**RUBRICS:**

- Creativity – 2M
- Punctuality – 2M
- Neatness – 2M
- Narration – 2M
- Presentation – 2M

-----X-----

## SUBJECT – EVS

### A : Roll numbers 1-10.

#### *Creative Recycling:*

Encourage the students to go for reusing and recycling various materials to protect our environment. Enable them to collect cardboards/ plastic bottles/ old newspapers/ fabric scraps/ metal washers, strings, glue, paint, scissors, etc., They can make beautiful things like robot/ bird feeder/ flower pot/wind chime/ puppet etc. and display in the classroom on the reopening day and share their experiences on the making of that creative thing.



*Learning Outcome:* The students will be able to:

- understand the importance of recycling and waste management.
- develop their problem solving skills and think creatively.
- develop their fine motor skills.
- promote team work and social skills.

### B. Roll numbers 11-20.

#### *Nature walk and observation:*

Go for a nature walk during the vacation in a nearby park or garden. Collect leaves, twigs and rocks, then create a nature collage or a scrapbook documenting your findings. Talk about your experiences while showing the collage and explain what other things you observed there, on the reopening day.



**Learning Outcome:** The students will be able to:

- develop their fine motor skills and hand-eye coordination through cutting, arranging and gluing natural materials.
- observe and appreciate the textures, colours and shapes of natural materials.
- know more about different types of leaves, twigs and other natural materials.
- understand the importance of observation and exploration in nature.

**C. Roll numbers 21-30.**

**Animal Habitat Model:**

Encourage the students to research an animal and its habitat. Enable them to create a model of the animal's habitat using shoe box and other materials. They will get this model to the school on the reopening day and share their views on the life style of that animal.



**Learning Outcome:** The students will be able to:

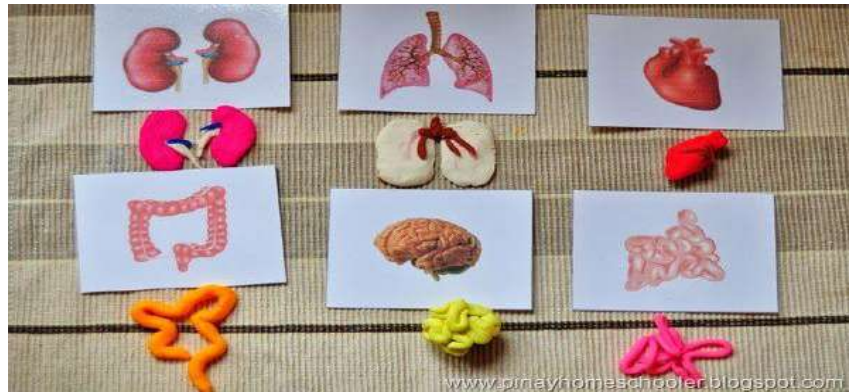
- understand the different habitats of various animals.
- express their creativity through model making.
- develop an awareness of the natural world.
- appreciate the craftsmanship of various animals in building their own habitat.



**D. Roll numbers 31-40.**

**Body part model:**

The students will create a model of the human body using clay, play dough or any other materials, and label the various body parts. They will get this model on the reopening day, and speak about the body parts and their functions while showing the model.



**Learning Outcome:** The students will be able to:

- understand structure and function of different body parts.
- learn about the relationship between different body systems.
- think critically about how body systems work together.
- identify and label different body parts.

**RUBRICS:**

- Creativity – 2M
- Punctuality – 2M
- Neatness – 2M
- Narration – 2M
- Presentation – 2M

-----X-----

## SUBJECT – MATHEMATICS

### Roll numbers 1-10.

Count masters:

Students will create a wall hanging using different shapes on which they need to write number and number names of tens.

Ex: 10 - ten, 20 – twenty ..... 100 - hundred

Learning Outcome: The students will be able to :

- Recognize and identify numbers.
- Learn and recall number names.
- Develop foundational math skills and vocabulary.
- Associate numbers with their corresponding words.




### Roll numbers 11-20.

Rap time:

Based on the given picture, the students will create a rap music on their own and sing in the class on the reopening day.

Learning Outcome: The students will be able to:

- Develop automaticity with double facts.
- Express their understanding through rap lyrics
- Work together to create a cohesive rap song.
- Combine music, creativity and learning Math through fun way.



**Roll numbers 21-30.**

**Dance to the beat of directions :**

The students will dance on the song of the directions and perform

in the assembly after school reopens.

The link is below:

<https://youtu.be/wSq0ZOHugg?si=zhxUauOb86gvAGVb>



**Learning Outcome:** The students will be able to :

- Understand and demonstrate mathematical concept on directions.
- Develop spatial awareness, visualization and motor skills.
- Build team work and collaboration skills.
- Improve their physical fitness and coordination.

**Roll numbers 31-40.**

**ART WITH MATH:**

Circle art is a cool way for kids to create all kinds of eye-catching

designs and learn about circles at the same time.

The students will create a pattern or design using different circle sizes and arrange them in a A4 sheet as shown in the given picture.





**Learning Outcome:** The students will be able to:

- Develop fine motor skills and hand eye coordination.
- Observe and render shapes, lines and forms accurately.
- Develop imagination and creativity.
- Plan and execute a drawing project

**RUBRICS:**

- Creativity – 2M
- Punctuality – 2M
- Neatness – 2M
- Narration – 2M
- Presentation – 2M

**GRADE – 2 LANGUAGE II (TELUGU) SUMMER HOLIDAY HOMEWORK (2025-26)**

“అక్షరాలే భాషకు మూలం. అక్షర జ్ఞానం ఉంటే అక్షరాలను పదాలుగా కూర్చి భాషా జ్ఞానాన్ని పెంపొందించవచ్చు.

TOPIC : అక్షరాలను కలిపి 10 పదాలు రాసి వాటికి సంబంధించిన బొమ్మలను chart paper/ A4 sheet పైన అతికించవలెను. (projectకు కవర్ పేజి తప్పనిసరి).





ఉదాహరణ : “అక్షరాలతో పదాలు”

1. పడవ



2. పలక



RUBRICS: - ప్రదర్శన - 5 మా  
చిత్రాలు - 3 మా  
చేతి రాత - 2 మా  
మొత్తం - 10 మా

LEARNING OUT COME : అక్షరాలను గుర్తిస్తూ, పదాలు చదవటం, రాయటం నేర్చుకుంటారు.

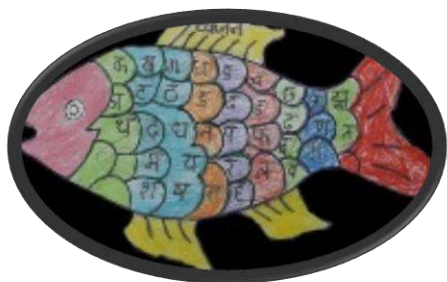
GRADE - II HOLIDAY H.W. **SUBJECT - LANGUAGE - 3 HINDI**

**Introduction** - हिंदी वर्णमाला हिंदी भाषा को लिखने के लिए इस्तेमाल होने वाले वर्णों का एक व्यवस्थित समूह है। वर्णमाला भाषा की ध्वनि व्यवस्था का आधार हैं। हिंदी वर्णमाला सीखने से हिंदी पढ़ने की क्षमता बढ़ती है और भाषा कौशल में सुधार होता है।

**Topic:** किसी पशु, पक्षी, पेड़, फल या फूल की एक सुंदर आकृति बनाकर अ - श्र तक के वर्णों को लिखकर रंग भरिए। यह कार्य A4 पेपर में किया जाना चाहिए।

Draw/Make a beautiful shape/cutout of any animal, bird, tree, fruit or flower and write the alphabets from अ - श्र and colour it. This work should be done on A4 coloured/white paper or any coloured small sized chart. Also prepare a coverpage for your project with your name, class, section etc. Refer to the example given .

### EXAMPLE:



### RUBRICS-

विषय/Topic	भाषा/Language	रचनात्मकता/Creativity	सुलेख/Handwriting	प्रस्तुतिकरण/Presentation
2M	2M	2M	2M	2M

### Learning Outcomes: -

1. छात्र हिंदी वर्णमाला का लिखित एवं मौखिक रूप से अवगत होंगे ।
2. छात्रों में चिंतन, रचनात्मक कौशल का विकास होगा एवं हिंदी भाषा के प्रति रुचि उत्पन्न होगी ।

*Please learn the Rhymes from the links given below.*

1. [https://youtu.be/\\_oWY20C1lvA?feature=shared](https://youtu.be/_oWY20C1lvA?feature=shared)
2. <https://youtube.com/watch?v=-pTz1zesK9s&feature=shared>

XXXXXXXXXXXX

# HAPPY SUMMER VACATION