



AMS P. OBUL REDDY PUBLIC SCHOOL
Road No.25 Jubilee Hills Hyderabad



HOLIDAY ASSIGNMENT

Class – U.K.G

Session – 2025- 26



Children are amazing...cherish them
They are believable...trust them
They are childlike...let them
They are energetic...nourish them
Here now, be with them...
Innocent, delight in them...
Magical, fly with them...



It is Summertime, and School vacation has begun.
It is time for children to play and have fun in the Sun.
The Month of May has brought long, hot days, and now we have our summer holiday
Summer holidays mean no school, waking up late with no set rules, little homework
that is easy to do, less studying and lots of fun.
Playing, talking & watching cartoons - the fun continues till the end of June
This beautiful time comes once a year, summer holidays are the best days ever...

Dear Parents,

There is more your kids can do to make their vacation more interesting, meaningful, and full of fun while doing all their favourite things.

Here is a 'Summer Vacation Activity Box' just for them. So, get ready for their treasure hunt, with your help.



DEAR PARENTS,

Few fun activities which will help you to develop a good bond with your kid and help them to learn some life skills:

Be a friend: play games with your child like – Ludo, Carom, etc.

- 1. Explore Nature: take your child for morning walk, and along with them count trees, cars, stones, flowers etc. While going for a walk.**
- ❖ **Playing in gardens and parks always bring joy for little kids, at the same time they can prove to be great learning source i.e. Different plants, trees, flowers, leaves, their colours etc. Bring your child close to nature. Take your child to nature walk.**
- ❖ **Encourage your child to play with other children helping them to make new friends.**
- ❖ **Children must learn to help themselves by folding of apron & napkin, closing & opening of bag, water bottle, fruit box, lunch box etc., hanging of bag & water bottles, buttoning of shirt**
- ❖ **Show different vegetables and fruits and ask him/her to identify and pick up whichever he/she wants to eat, its colour and taste etc.**
- ❖ **Talk to your child about the things they see around which will help in enriching the child's vocabulary. When you dress up your child make him/ her aware about the colour of the dress.**
- ❖ **Spend some time with your child by playing or simply conversing in English and develop a habit of speaking proper sentence like:-**
 - **How are you? I'm good. Thank you.**
 - **Please, open / close my tiffin box / bottle.**
 - **I have finished my work / food.**
 - **Please, switch off / on the light / fan.**
 - **May I go to the park?**
 - **May I play with my toys?**
 - **I am feeling hungry; may I have something to eat.**
 - **Please give me a tissue paper/ book/ pencil.**
 - **Thank you for the wonderful gift.**
 - **I am thirsty; may I have some water.**
 - **I want to sleep.**
 - **Can I watch television.**

Encourage your child to practice general conversation every day.

PERSONALITY DEVELOPMENT

- **Help your child to be more Independent by engaging him or her various activities like:-**
- **Brushing teeth twice a day.**
- **Bathing every day.**
- **Washing hands before and after meals.**
- **Trimming the nails and keeping them clean.**

- Wiping hands and face.
- Make bed.
- Shampoo and comb hair.
- Have breakfast and milk daily.
- Keep toys at places in shelf.
- Play outside with elders in the evening.
- Save water and electricity.
- Plant one tree sapling to save our mother earth
- Help mother with small errands.
- Buttoning his / her shirt.
- Packing his / her school bags.
- Keeping his / her belongings back in their place.
- Helping mother in laying the table for dinner and keeping the bottles in fridge.
- Arranging shoes in the shoe rack.
- Greeting with a smile when someone comes to the house.
- Answering the phone calls with a polite “hello”, also asking “may i know who is calling?”
- Speaking politely and sharing with peers.

USING THE MAGIC WORDS

- Excuse Me!
- May I
- Thank You
- I Am Sorry
- Please

SUGGESTED MOVIES TO WATCH

- Kungfu Panda
- Stuart Little
- Inside Out 2
- Jurassic World

Suggested phonics link to learn phonics.


<https://www.youtube.com/watch?v=-ksblMiliA8>

Suggested Books for reading.

1. The Ginger Bread Cow Boy
2. Last Stop on Market Street
3. Ten on a Twig by Lo Cole



Note:- Holiday homework should be done in separate notebook.

<i>Subject</i>	<i>Assignment</i>
English 	<ul style="list-style-type: none"> ➤ Learn & write capital letters (A – Z) on every Monday and small letters (a – z) on every Wednesday (with the line concept and proper pattern) and also learn their phonic sounds. ➤ Practice reading of two letter words daily with the help of phonics sounds. ➤ Help and encourage kids to read suggested books.
Maths	<ul style="list-style-type: none"> ➤ Practice counting from 1 to 50 on every Tuesday. ➤ Do practice of backward counting from 10 to 1 on every Friday. ➤ Do the given worksheets & paste it in holiday homework notebook. ➤ Do pg. nos- 34,49,53,54,57,58,61,62,65,66, & 67 in numeracy book.
EVS Drawing	<p>Do the given worksheets. Paste 5 pictures of how we keep our body clean on A4 white sheet.</p> <p>Do colouring practice in the given worksheets.</p> <p>Draw and colour any 3 objects related to circle & square shapes on A4 size sheet.</p>

Creative Artist Work



1. Make a beautiful collage on “**How you enjoyed or spend your Summer Vacation**” (You can paste the photos with your family, playing with your friends & pet, visit to new places, doing some activities or yoga etc.....)
2. Make a Birds feeder with waste materials.
3. Make a **piggy bank** from waste materials and save your money in it.
4. Make a **1Minute** video of father and child performing on any action

rhyme/dance/role play for Father’s Day. Kindly send the video to respective class teacher’s what’s app before 1st June2025.




Class – U.K.G
English Worksheet

Name:- _____

Date:- _____

Q1. Make two letter words with the help of given letters and write them in the box.



<div></div>	<div></div>	<div></div>
<div></div>	<div></div>	<div></div>

A decorative border surrounds the entire page, featuring a row of sunflowers at the top and bottom, and a row of palm trees at the bottom.

Class – U.K.G
Maths Worksheet

Name:- _____

Date:- _____

Q1. Find & Write the missing numbers.

A green cartoon caterpillar with two antennae and a smiling face. It has seven segments. The second segment from the head contains the number 22, and the fifth segment contains the number 25. The other segments are empty ovals for writing.

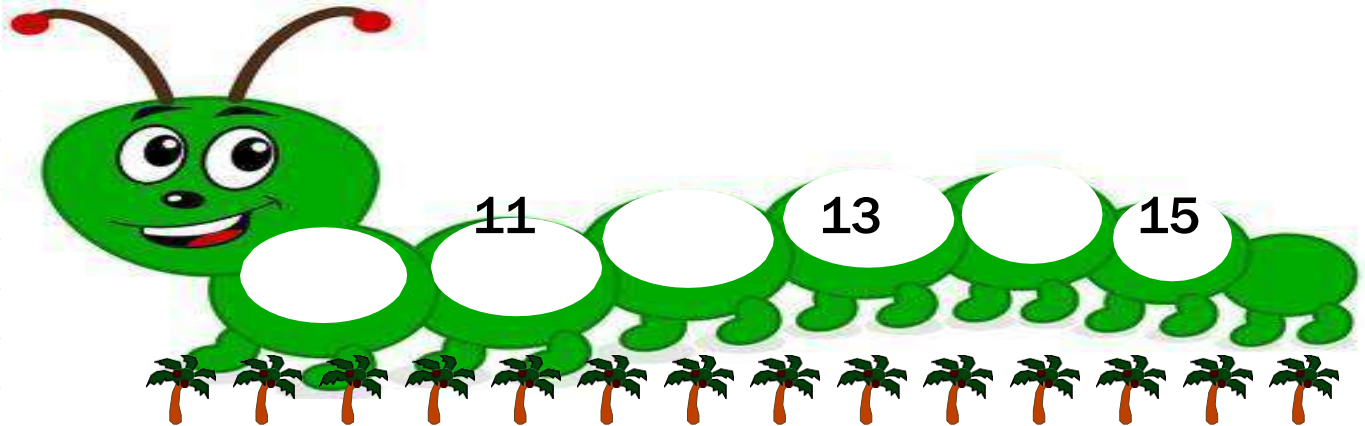

A green cartoon caterpillar with two antennae and a smiling face. It has seven segments. The third segment from the head contains the number 18. The other segments are empty ovals for writing.

A green cartoon caterpillar with two antennae and a smiling face. It has seven segments. The second segment from the head contains the number 35, and the sixth segment contains the number 39. The other segments are empty ovals for writing.

A green cartoon caterpillar with two antennae and a smiling face. It has seven segments. The third segment from the head contains the number 11, the fifth segment contains the number 13, and the seventh segment contains the number 15. The other segments are empty ovals for writing.

7

Date:- _____



Class – U.K.G
EVS Worksheet

Name:- _____

Date:- _____



ALL ABOUT ME



1. My name is _____.


2. I am a _____.

(Tick your correct gender)




Paste your
photo here.

3 I am _____ years old.



4 I study in _____.



Colour the crayon
with your favourite
colour.

5. My favourite colour is _____.


6. I love to eat _____.

(Draw your favourite fruit & colour it)



7. My hobby is _____.

(Paste the picture of your hobby.)




Class – U.K.G
General Worksheet

Name:- _____

Date:- _____

It is Summer.

Colour the pictures of things you eat and wear in the Summer season.



❖ **Language development questions & answers.(Oral Conversation)**

Q1. Speak 5 lines on ‘Myself’

Ans. 1. My name is _____.

2 I am _____years old.

3 I study in UKG - ____.

4 The name of my school is P.Obul Reddy Public School.

5 I live in Hyderabad.

Q2. Name 5 parts of body.

Ans. Hands, legs, head, shoulder & fingers.

Q3. What is your father’s name?

Ans: My father’s name is _____.

Q4. What is your mother’s name?

Ans: My mother’s name is _____.

Q5. What is your father’s phone number?

Ans: My father’s phone number is _____.

Q6. Name 5 sense organs.

Ans. Eyes, Nose, Ears, Tongue & Skin.

Q7. How many members do you have in your Family ?

Ans._____.

Q8. How should we behave with our elders?

Ans. We Should respect our elders.

*** Let your ward speak a few sentences in English about their favourite places and make a video and share with Teacher’s whatsapp.**

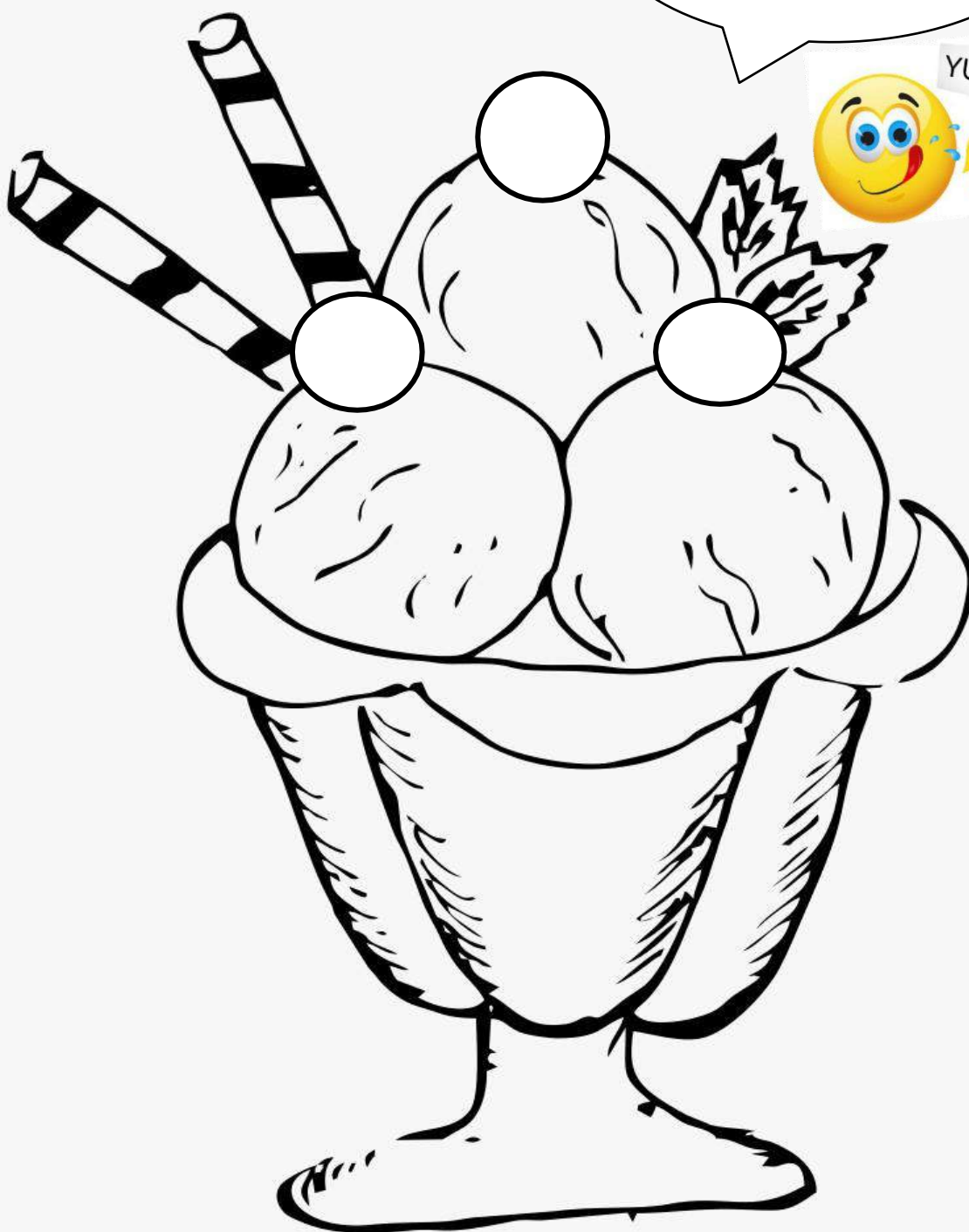
UKG
COLOURING WORKSHEET

Name:- _____

Date:- _____

Colour the picture beautifully.

Summer special dessert
Ice - Cream



Class – U.K.G
Colouring Worksheet

Name:- _____

Date:- _____

Colour the picture of unicorn.

Fairy Tales

