

However beautiful the strategy, you should  
occasionally look at the results.

# AMS-P.OBUL REDDY PUBLIC SCHOOL

## RESULT ANALYSIS

2014-15

classes XII & X

The achievements of an organization are the results of the combined effort of each individual.



# TIMES OF INDIA 27<sup>th</sup> MAY 2015

THE TIMES OF INDIA Wednesday 27th May 2015

## Girls outshine boys in CBSE exams

TIMES NEWS NETWORK

**Hyderabad:** City students performed exceedingly well in the Central Board of Secondary Education (CBSE) class XII results that were announced on Monday with most institutes securing 100% pass percentage. Incidentally, the overall pass percentage in the state stood at 92.96%, higher than that of neighbouring Andhra Pradesh, which stood at 87.84%.

The top score in the Science stream was achieved by Pranjal Pathak from Delhi Public School, Nacharam, with 98.6%, whereas in Commerce, the top scorer was P Amukta from P Obul Reddy School with 96.8%. Many students from Chirec Public School, Meridian School, Silver Oaks, Kennedy High School, etc., crossed the coveted 90% mark.

"Almost 32% students in our school have scored 90% and above. Although the pa-

The top score in the Science stream was achieved by Pranjal Pathak from DPS, Nacharam, with 98.6%, whereas in Commerce, the top scorer was P Amukta from P Obul Reddy School with 96.8%

pers were a little application-based this year, our students performed well," said Iffat Ibrahim, principal of Chirec Public School in Kondapur.

According to students, the question paper for Maths, English and Chemistry were tougher this year. "The English and Chemistry papers were lengthier this time. However, I am glad I scored well in both the subjects," said Yadavalli Susan, who scored 81 in Chemistry and 80 in English.

Among the high scorers

in the Science stream were GS Satwik from P Obul Reddy School with 96.8%, Naila Fatima from Meridian School in Banjara Hills with 95.8%, Dhruvika Sahni from Chirec Public School with 95.8%, Arica Moiranthem from Kennedy High School with 94.6%, Yadavalli Susan from Silver Oaks with 92.5% and B Simren from Jubilee Hills Public School with 91.8%.


In the Commerce stream, Vishesh Agarwal from Meridian School with 96.4%, Mahitha Samyukta from Chirec Public School with 96% and Ankita Agarwal, Sharath Sonti and Utsav Badra from Delhi Public School with 95.8% were the top scorers. A total of 3,856 students from Telangana appeared for the exams conducted from March 2 to 26 this year. The pass percentage of girls in the state was higher than boys at 94.8% as compared to 90.93%.

**AISSCE (Class XII) and AISSE (Class X) 2014 - 2015**

**Hearty Congratulations to Class XII Academic Toppers**  
**WELL DONE, KEEP IT UP!**



**MR.G.S.SATHWIK – 96.8%**  
**Science Stream**



**Ms. P.AMUKTHA – 96.6%**  
**Commerce Stream**



*"You can't connect the dots  
looking forward; you can only  
connect them looking backwards."*

*Steve Jobs*

LEARN LEADERSHIP

• Inspiration • Empowerment • Transformation

www.let'sdoit.org

Let's  do it!



# Class XII-Highlights

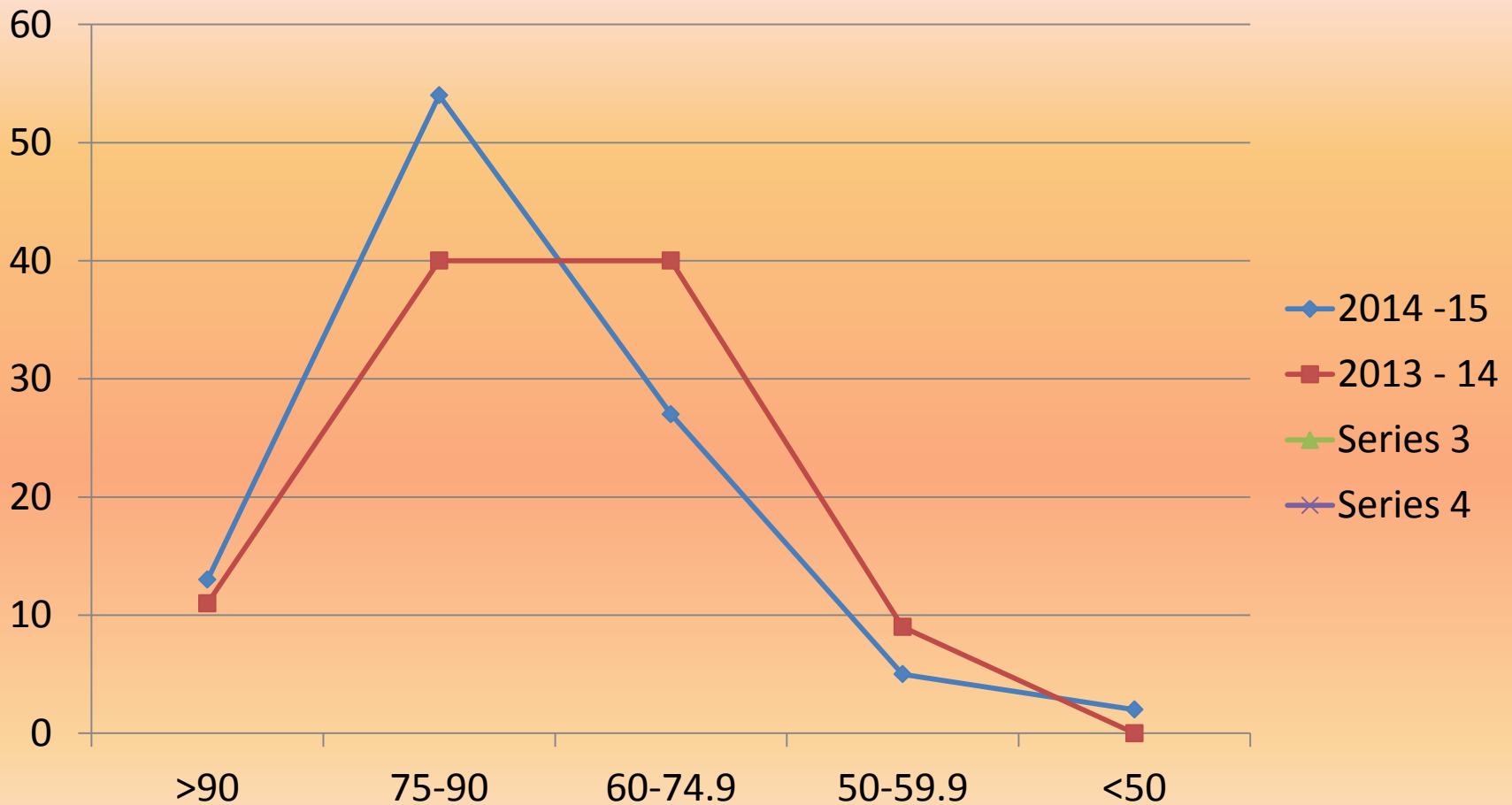


- SCIENCE – highest percentage- **96.8**, which is 1% more than last academic year s **highest- 95.8**.
- **63.6%** (73 students) secured distinction in Science stream.
- COMMERCE- highest percentage- **96.6**
- **93%** (80 students) secured distinction in Commerce stream.

# CLASS XII 2014 - 2015 OVER ALL ANALYSIS

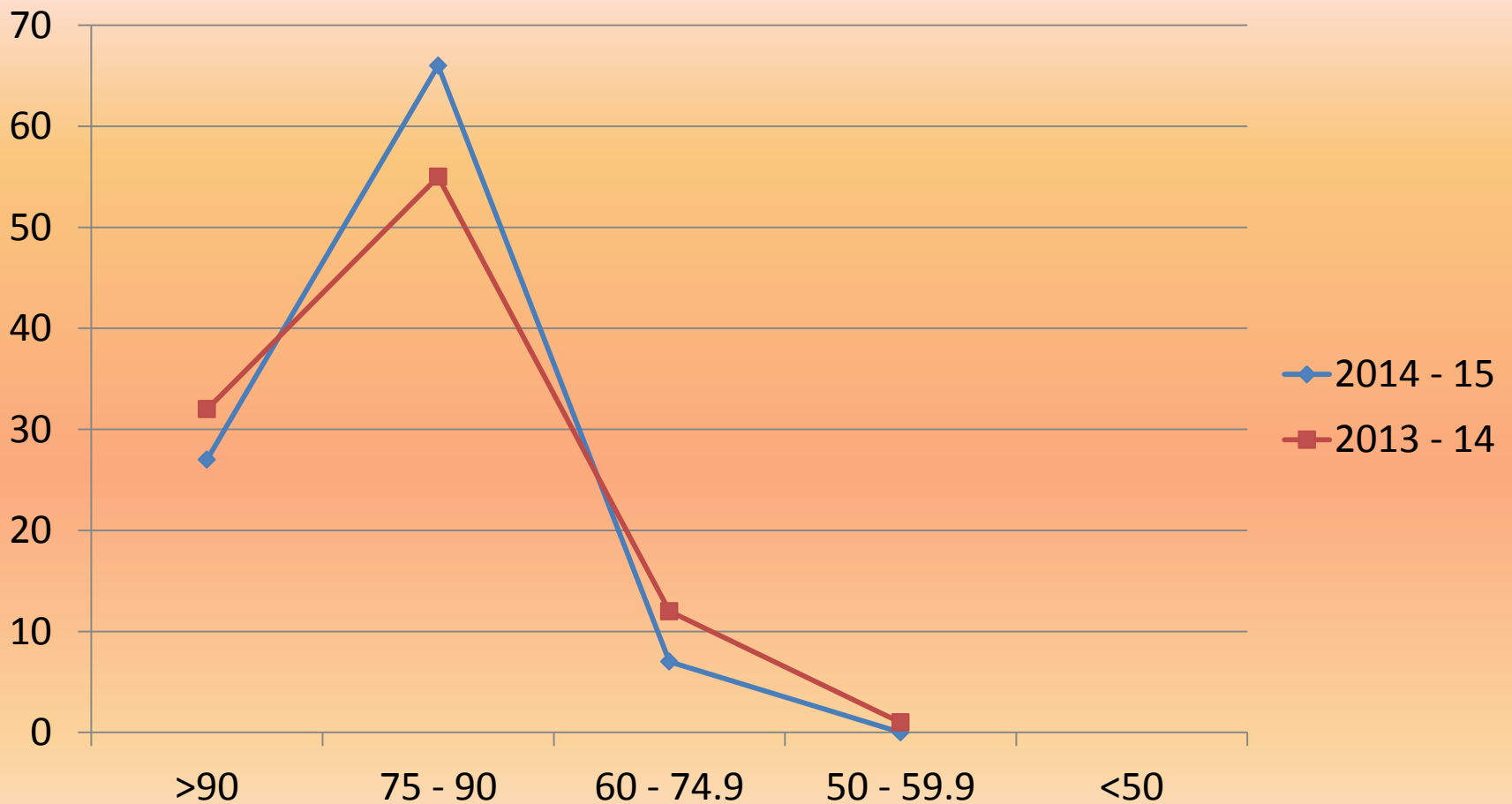
STREAM	No. OF STUDENTS	> 90		75 - 89.9		60 - 74.9		50 - 59.9		< 50	
SCIENCE	110	14	13%	59	54%	30	27%	5	5%	2	2%
COMMERCE	86	23	27%	57	66%	6	7%	***		***	

# COMPARISION OF SCIENCE STREAM





# COMPARISION OF COMMERCE STREAM



# CLASS XII (2013-14) SUBJECT WISE ANALYSIS

**Total No. Of students appeared for the examination: 192**

Subject	No.of students	>90	75-89.9	60-74.9	50-59.9	< 50
English	192	112 (58.33%)	76 (39.58%)	4 (2.08%)	-	-
Business Studies	84	47 (55.95%)	25 (29.76%)	9 (10.71%)	2 (2.38%)	1 (1.19%)
Accountancy	84	74 (88%)	10 (11.9%)	-	-	-
Economics	76	30 (39.47%)	18 (23.68%)	19 (25%)	4 (5.26%)	5 (6.57%)
Mathematics	155	35 (22.58%)	28 (18.06%)	28 (18.06%)	24 (15.48%)	40 (25.8%)
Entrepreneurship	39	19 (48.71%)	17 (43.58%)	2 (5.12%)	1 (2.56%)	-
Physics	108	5 (4.62%)	36 (33.33%)	44 (40.74%)	22 (20.37%)	1 (0.92%)
Chemistry	108	20 (18.51%)	33 (30.55%)	34 (31.48%)	21 (19.44%)	-
Biology	23	3 (13.04)	8 (34.78%)	5 (21.73%)	7 (30.43%)	-
Home Science	23	17 (73.91%)	6 (26.08%)	-	-	-
Physical Education	53	1 (1.88%)	28 (52.83%)	18 (33.96%)	6 (11.32%)	-
Computer Science	15	5 (33.33%)	9 (60%)	1 (6.66%)	-	-

# CLASS XII (2014 - 15) SUBJECT WISE ANALYSIS

**Total No. Of students appeared for the examination: 196**

Subject	No. Of students	90.1 TO 100	80.1 TO 90	70.1 TO 80	60.1 TO 70	50.1 TO 60	BELOW 50
ENGLISH	196	148 (75.5%)	38 (19.3%)	7 (3.5%)	3 (1.5%)	***	***
MATHS	151	21 (13.9%)	9 (5.9%)	31 (20.5%)	24 (15.8%)	28 (18.5%)	38 25.1%)
PHYSICS	110	15 (13.6%)	28 (25.4%)	35 (31.8%)	22 (20%)	6 (5.4%)	4 (3.6%)
CHEMISTRY	110	22 (20%)	18 (16.3%)	24 (21.8%)	27 (24.5%)	11 (10%)	8 (7.2%)
BIOLOGY	33	10 (30%)	6 (18%)	10 (30%)	5 (15%)	1 (3%)	1 (3%)
ACCOUNTANCY	86	71 (82.5%)	6 (6.9%)	5 (5.8%)	3 (3.4%)	1 (1.1%)	***
BUSSINESS STUDIES	86	60 (69%)	12 13.9%)	13 (15.1%)	***	1 (1.1%)	***
ECONOMICS	82	35 (42.6%)	15 (18.2%)	11 (13.4%)	13 (15.8%)	5 (6%)	3 (3.6%)
HOME SCIENCES	25	10 (40%)	8 (32%)	7 (28%)	***	***	***
PHYSICAL EDUCATION	42	11 (26.1%)	14 (33.3%)	12 (28.5%)	5 (11.9)	***	***
COMPUTERS	11	10 (90.9%)	1 (0.1%)	***	***	***	***
ENTREPRENEURSHIP	38	3 (7.8%)	16 (42.1%)	13 (34.2%)	4 (10.5%)	2 (5.2%)	***

## SUBJECT TOPPERS –CLASS XII

- ENGLISH -MRUDULA( 98)
- MATHS-G.S.SATHWIK (96)
- PHYSICS-C.PRABHATH & SRIMAN(98)
- CHEMISTRY-G.S.SATHWIK (99)
- ACCOUNTANCY-P.AMUKTHA(99)
- BUSINESS STUDIES-C.PALLAVI(99)
- ENTREPRENEURSHIP-ARJUN KISHORE(92)
- BIOLOGY-P.ANURAG REDDY(99)
- PHYSICAL EDUCATION-AKHIL.M, P.MADHUSRI(95)
- ECONOMICS-P.AMUKTHA (96)
- HOME SCIENCE-Y.HIMANI & P.AAMUKTHA(97)
- COMPUTER SCIENCE-K.DEEPIKA,ABHISHEK,G.S.SATHWIK & VIJAYANTHIKA(99)

**AISSCE (Class XII) and AISSE (Class X) 2014 - 2015**

**Hearty Congratulations to Class X Academic Toppers**  
**WELL DONE, KEEP IT UP!**



**SAMPADA BAKRE**



**MAANVITHA.S (II Lang. Telugu)**

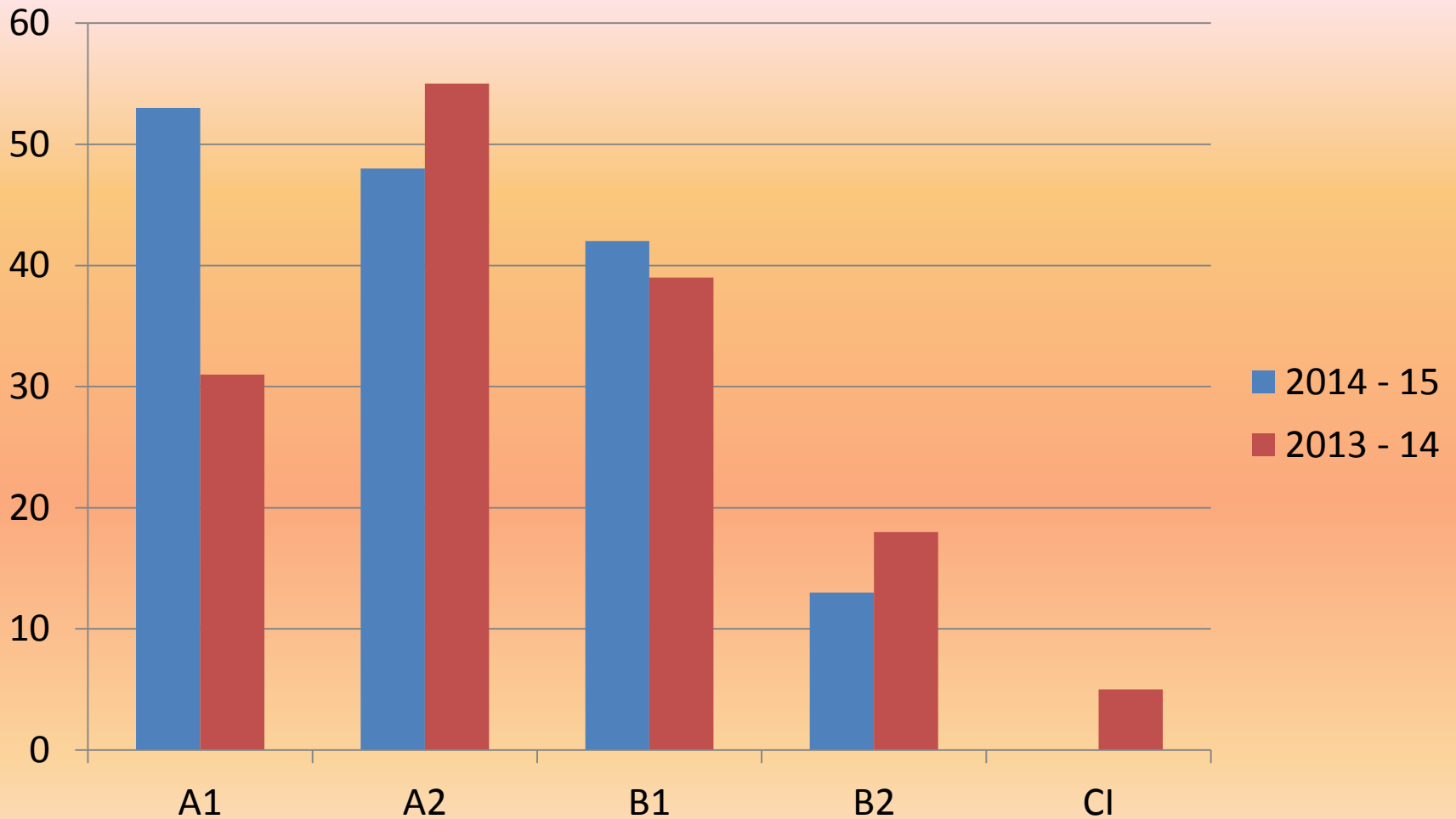
# AMS P OBUL REDDY PUBLIC SCHOOL

## CLASS X 2014 - 2015 SUBJECT WISE ANALYSIS

Subjects	No. of students	A1	A2	B1	B2	C1	C2
ENGLISH	156	31 (19.8%)	68 (43.6%)	47 (30.1%)	10 (6.4%)	***	***
HINDI	88	16(18.2%)	28 (31.8%)	29 (32.9%)	15 (17%)	***	***
TELUGU	64	22 (34.3%)	21 (32.8%)	13 (20.3%)	7 (10.9%)	1 (1.5%)	***
SANSKRIT	4	3 (75%)	1 (25%)	***	***	***	***
MATHS	156	19 (12.2%)	39 (25%)	52 (33.3%)	37 (23.7%)	9 (5.8%)	***
SCIENCE	156	29 (18.6%)	43 (27.6%)	49 (31.4%)	27 (17.3%)	8 (5.1%)	***
SOCIAL SCIENCE	156	37 (23.7%)	44 (28.2%)	46 (29.5%)	23 (14.7%)	6 (3.8%)	***



# COMPARISON OF CLASS X OVER ALL GRADES



# COMPARISION OF X RESULTS

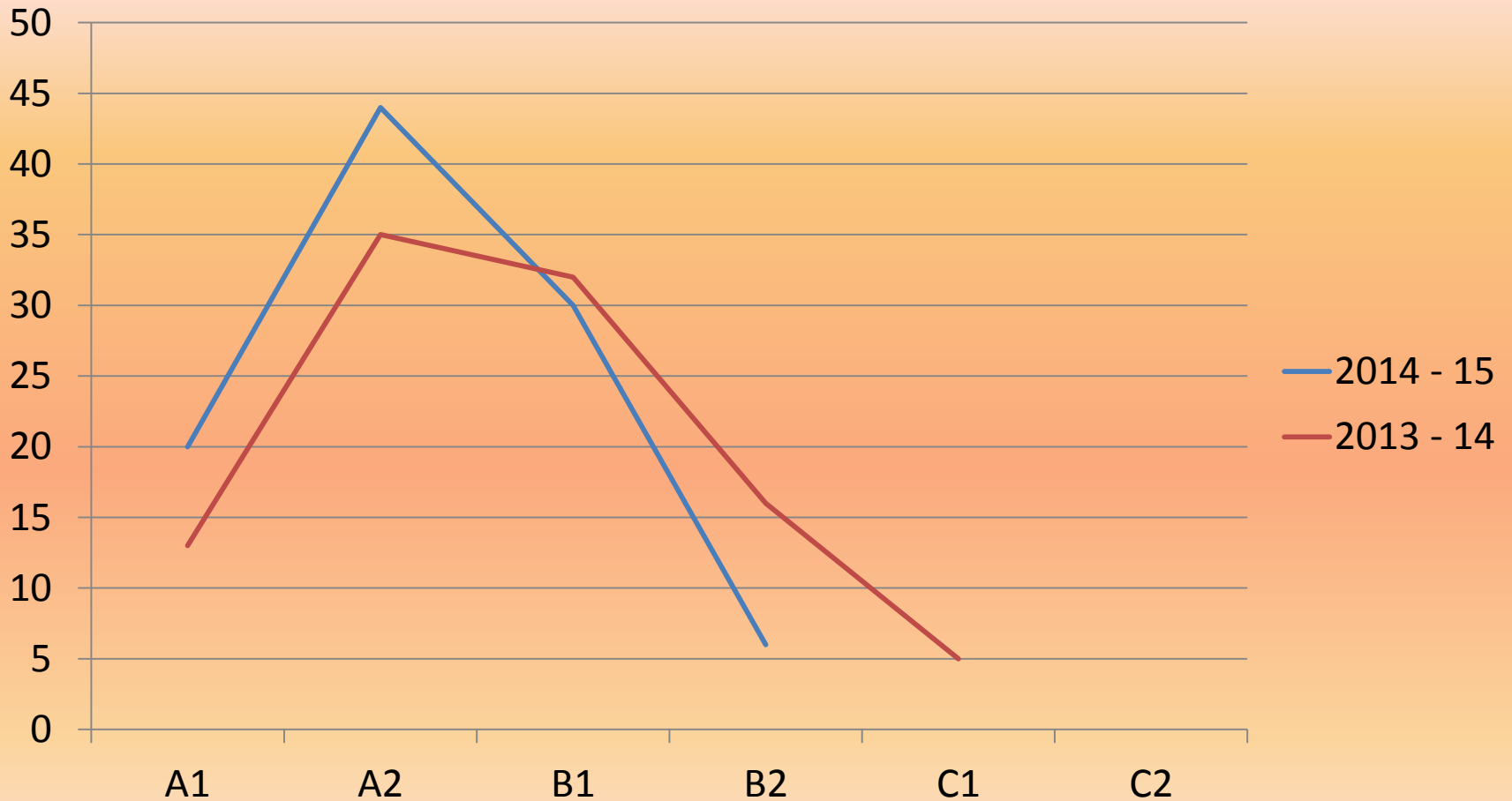
2013 – 14

2014 – 15

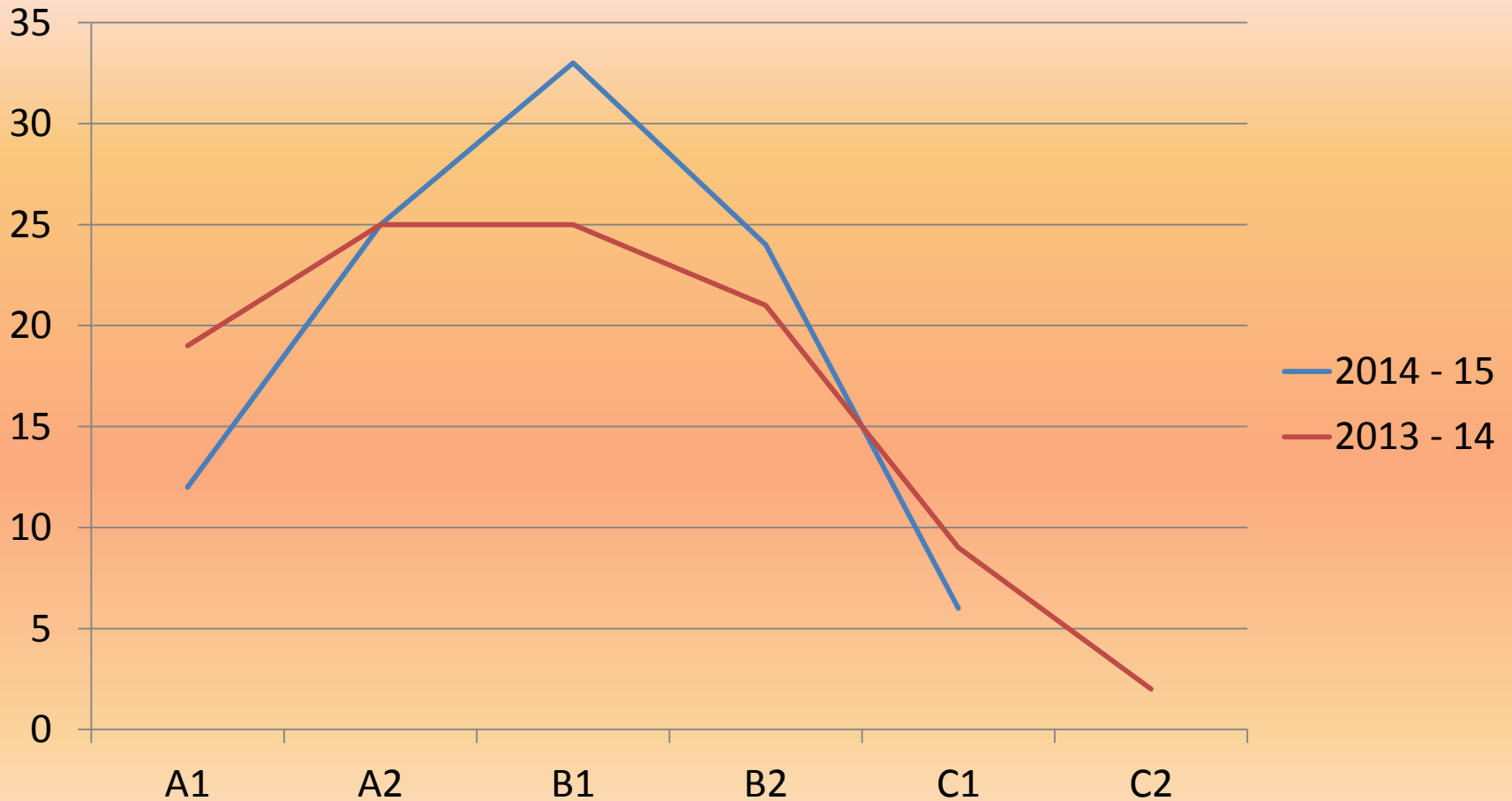
Subjects	No. of students	A1	A2	B1	B2	C1	C2
English	161	21 (13%)	57 (35.4%)	50 (31.5%)	25 (15.5%)	8 (5%)	-
Maths	161	30 (18.63 %)	40 (25%)	41(25.4 %)	34 (21.1%)	13 (8.7%)	2
Science	161	26 (16%)	45 (28%)	41 (25.4%)	34 (21.1%)	13 (8.7%)	2
Social.Sci	161	35 (21.73 %)	57 (35.4%)	38 (23.6%)	23 (14.2%)	8 (5%)	-
Hindi	90	23 (25.5%)	22 (24.4%)	26 (28.8%)	16 (17.7%)	3 (3.3%)	-
Telugu	67	11 (16.41 %)	28 (41.8%)	17 (25.3%)	8 (12%)	3 (4.5%)	-
Sanskrit	1	1	-	-	-	-	-

Subje cts	No. of students	A1	A2	B1	B2	C1	remarks
ENGLISH	156	31 (19.8%)	68 (43.6%)	47 (30.1%)	10 (6.4%)	***	+
MATHS	156	19 (12.2%)	39 (25%)	52 (33.3%)	37 (23.7%)	9 (5.8%)	+
SCIENCE	156	29 (18.6%)	43 (27.6%)	49 (31.4%)	27 (17.3%)	8 (5.1%)	+
SOCIAL SCIENCE	156	37 (23.7%)	44 (28.2%)	46 (29.5%)	23 (14.7%)	6 (3.8%)	+
HINDI	88	16 (18.2%)	28 (31.8%)	29 (32.9%)	15 (17%)	***	+
TELUGU	64	22 (34.3%)	21 (32.8%)	13 (20.3%)	7 (10.9%)	1 (1.5%)	+
SANSKRIT	4	3 (75%)	1 (25%)	***	***	***	+

# COMPARATIVE GRAPH - ENGLISH



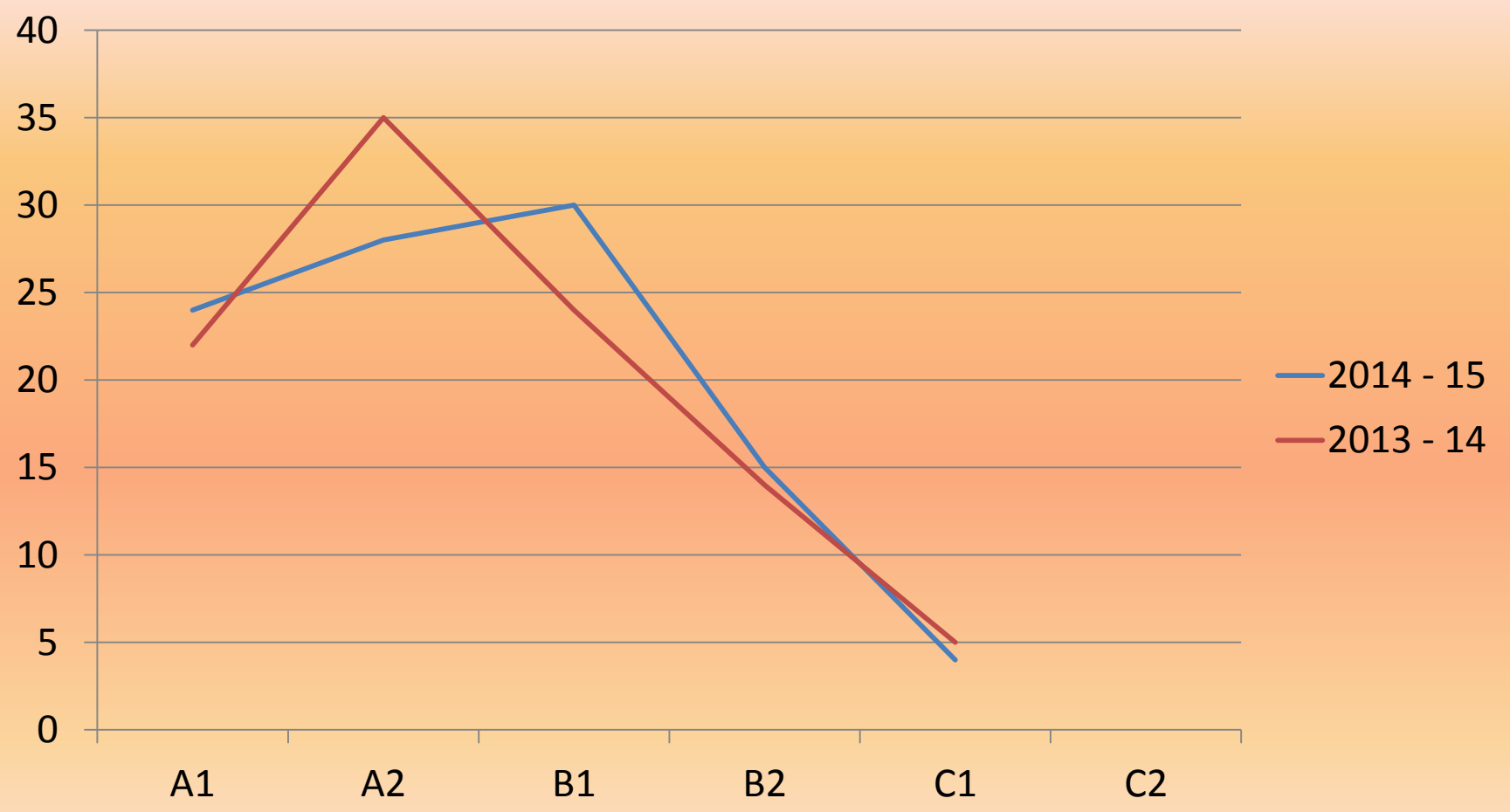
# COMPARATIVE GRAPH - MATHS



# COMPARATIVE GRAPH - SCIENCE

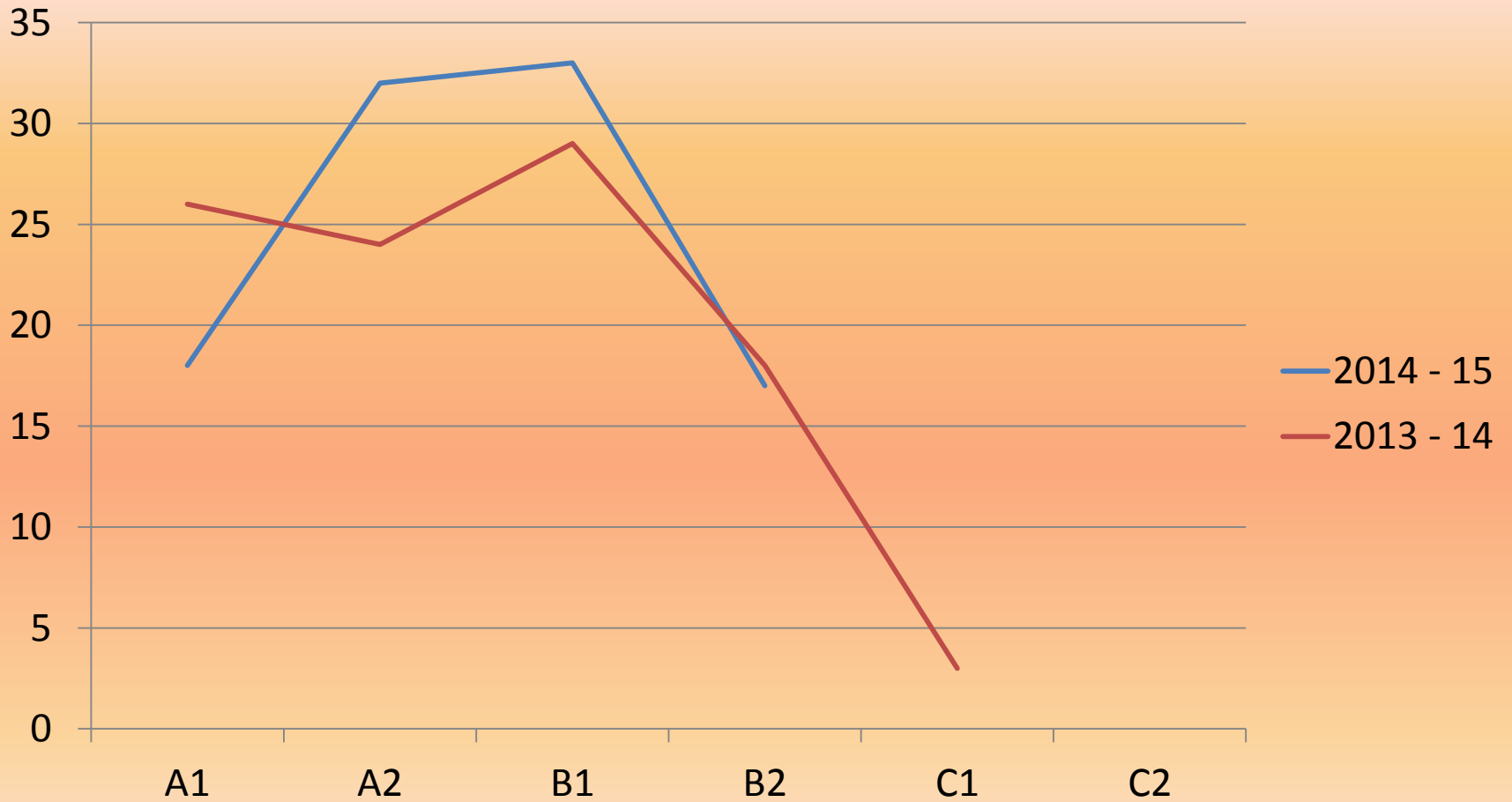


# COMPARATIVE GRAPH – SOCIAL SCIENCE

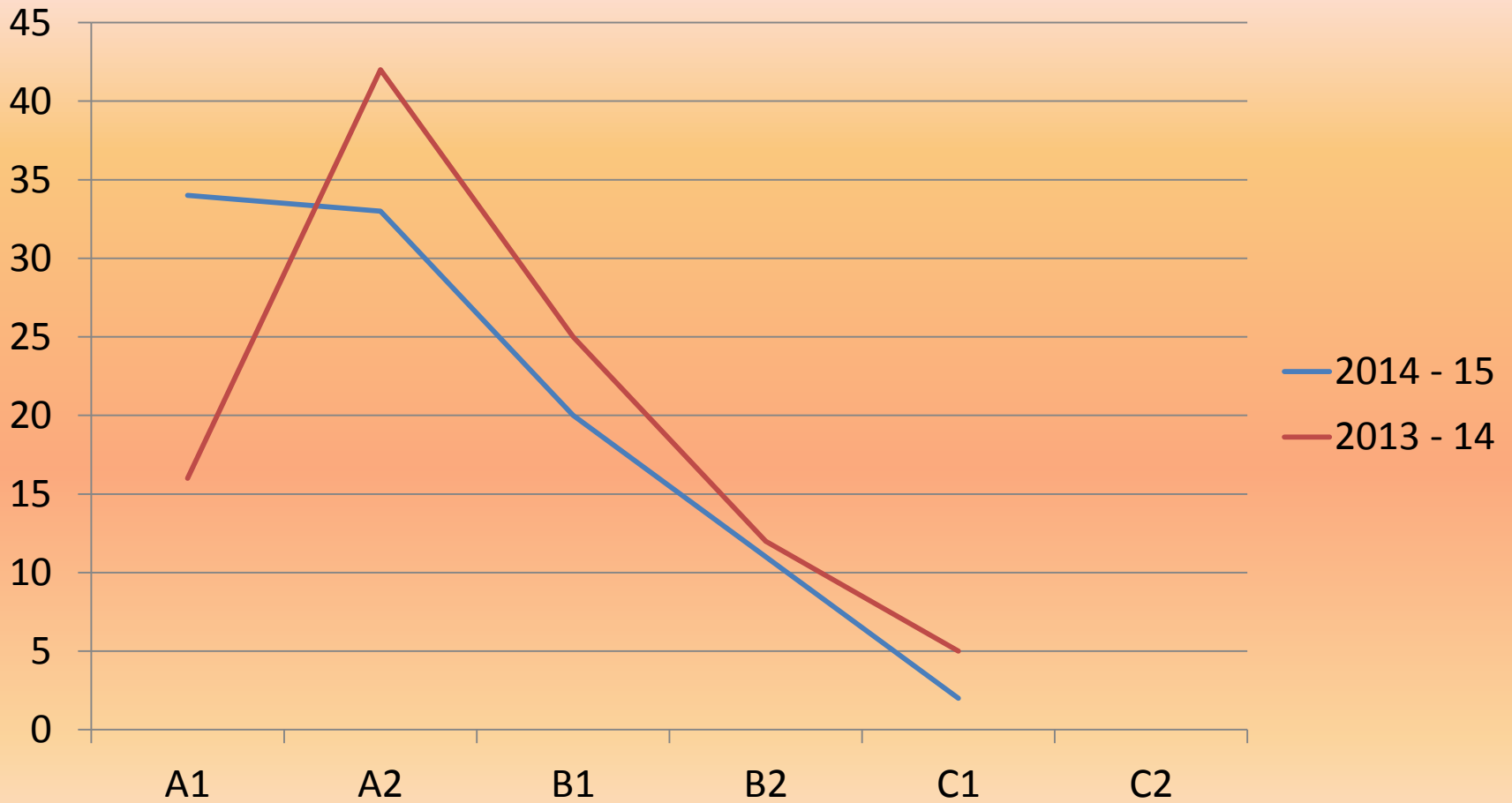




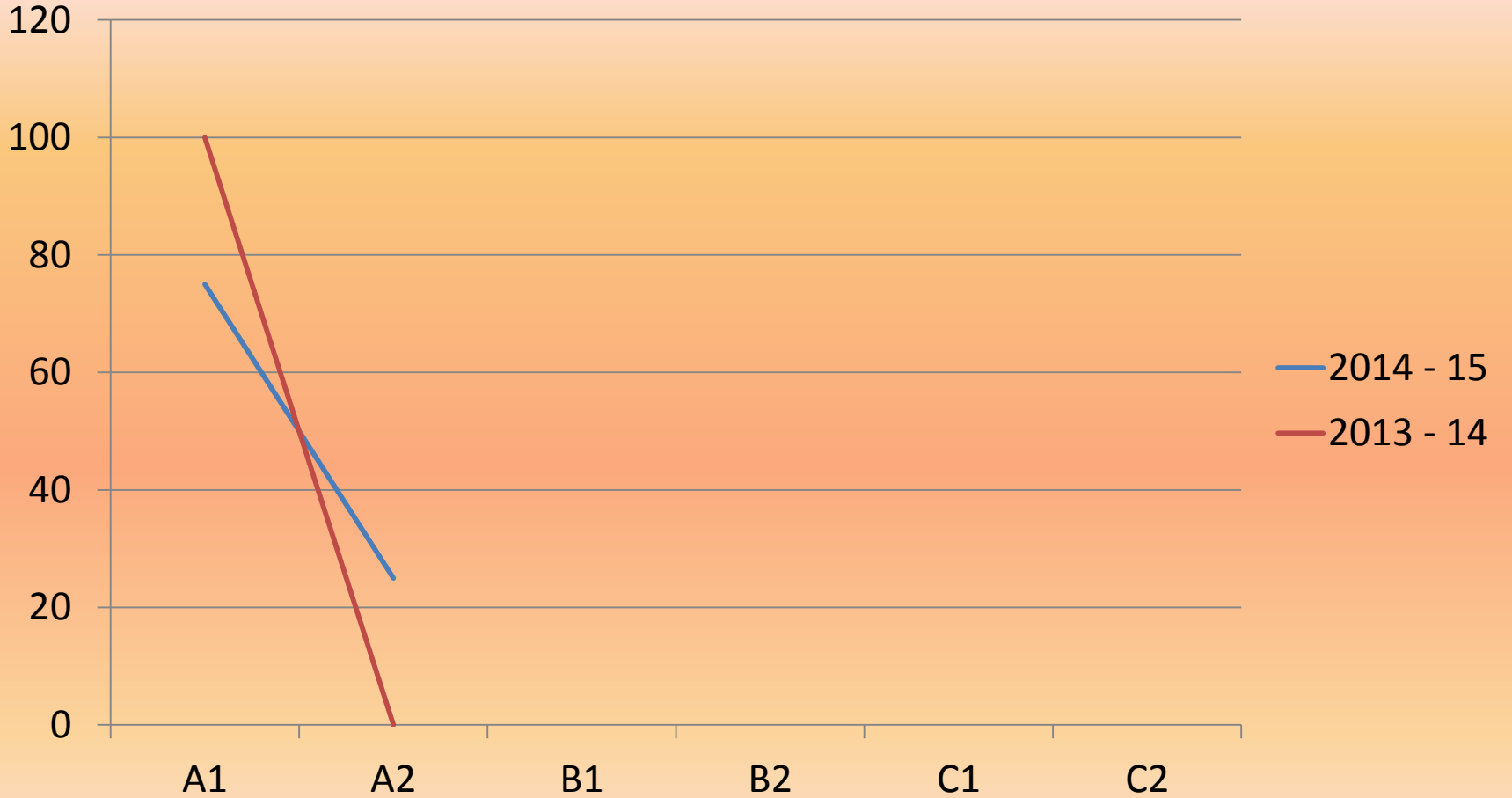
# COMPARATIVE GRAPH – HINDI



# COMPARATIVE GRAPH – TELUGU



# COMPARATIVE GRAPH – SANSKRIT



# CONCLUSIONS FROM THE ABOVE COMPARISON

- from the previous slide it is clear that there is an increase in number of A1 and A2 grades when compared to last year.
- B2 is the least grade in over all.

# SUBJECT TOPPERS –CLASS X

ENGLISH - SAMPADA BAKRE

HINDI - POOJA AGARWAL

TELUGU- ANUSHA

SANSKRIT- SAMPADA

MATHEMATICS - MILIND VARMA

SCIENCE - SAMPADA BAKRE

SOCIAL SCIENCE - SAMPADA BAKRE



By instructing students how to learn, unlearn  
and relearn, a powerful new dimension can be  
added to education.

(Alvin Toffler)

[izquotes.com](http://izquotes.com)



IT'S NOT ABOUT  
BEING THE BEST

IT'S ABOUT  
BEING BETTER  
THAN YOU WERE  
YESTERDAY

