








DDMS. P. OBUL REDDY PUBLIC SCHOOL (2023-2024)

MONTHLY LOG: March 24

GRADE: LKG

NO. OF WORKING DAYS: 10

S. NO	Name of the subject & Subject Teacher	Lesson/Topic	Activity/Experiment	Material Required	Teacher's Demonstration	Relevant Multiple Intelligence
1.	<p><b>LITERACY</b></p> <p>Ms. Anuradha Ms. Geetha Lakshmi Ms. Aarathi Ms. Lakshmi Kumari Ms. Mamta Kumari</p> <p>Co-teachers: Ms. Bhagya Sri</p>	<ul style="list-style-type: none"> <li>CVC Words (a,e,i,o,u)</li> <li>Revision of all letters</li> </ul> 	<ul style="list-style-type: none"> <li>➤ Phonic song</li> <li>➤ Sand tracing</li> <li>➤ Air tracing</li> <li>➤ Showing real objects related with letters</li> <li>➤ Writing letters in four lines</li> <li>➤ Workbook activities</li> <li>➤ Painting</li> </ul> 	<ul style="list-style-type: none"> <li>Paper</li> <li>Sand</li> <li>Crayon</li> <li>Workbook</li> <li>Worksheet</li> </ul> 	<p>Teacher will teach the CVC words with their phonics sounds.</p> <p>They will help them to develop their vocabularies.</p> 	<ul style="list-style-type: none"> <li>Listening skills</li> <li>Visual skills</li> <li>Memory</li> <li>Vocabulary skills</li> <li>Linguistic skill</li> </ul> 


2.

## NUMERACY

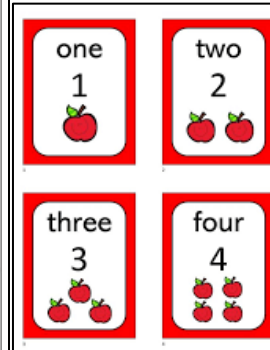
- Revision of numbers 1-50
- Number name 1 - 10

Numbers 1 to 50				
1	11	21	31	41
2	12	22	32	42
3	13	23	33	43
4	14	24	34	44
5	15	25	35	45
6	16	26	36	46
7	17	27	37	47
8	18	28	38	48
9	19	29	39	49
10	20	30	40	50

- Number puzzles
- Word puzzles
- Workbook activities
- Colouring

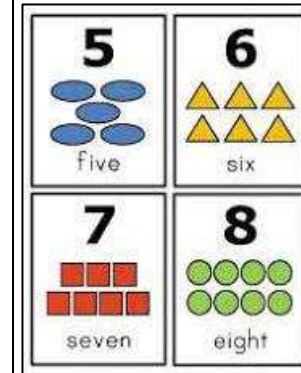


- Paper
- Sand
- Crayon
- Workbook
- Worksheet
- Flash cards

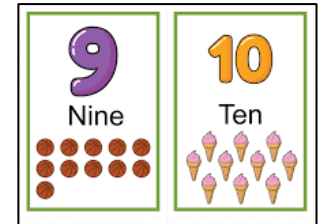



Teachers will explain the concepts through pictorially relevant and connected activities.


Teacher will introduce the number names 1-10 using flash cards.



- Logical thinking skills
- Sensory skills
- Numerical skill



3.	<b>EVS</b>	Recap of all Themes	<ul style="list-style-type: none"> <li>• Activities related to different Themes</li> </ul>	<ul style="list-style-type: none"> <li>• Text book</li> <li>• Workbook</li> <li>• Smart board</li> <li>• Worksheets</li> </ul>	Children will able to recollect the Themes	<ul style="list-style-type: none"> <li>• Kinesthetic skills</li> <li>• visual skills</li> <li>• Vocabulary</li> </ul> 
4.	<b>ART &amp; CRAFT</b>	*Activities based on <ul style="list-style-type: none"> <li>❖ Printing</li> <li>❖ Pasting</li> <li>❖ Colouring</li> <li>❖ Clay modelling</li> </ul>	Follow the step-by- step instructions of the teacher and do the activity.	<ul style="list-style-type: none"> <li>• Crayons</li> <li>• Paints</li> <li>• Paper cutouts</li> <li>• Glue</li> <li>• Clay</li> <li>• Scrap Book</li> <li>• Art Book</li> </ul>	Teacher will show and guide the students how to do the activity using step-by-step instructions	Children will enjoy doing the activities and enhance their Fine motor and eye-hand coordination

5.	<p><b>PLAY TIME</b></p> 	<p>Outdoor Games –</p> <ul style="list-style-type: none"> <li>● Sandpit</li> <li>● Indoor Games –</li> <li>● Building blocks</li> <li>● Balancing game</li> </ul>	<p>Children will be taken out to play in groups and follow instructions.</p> <p>Children will play with bean bag.</p>		<p>--Set of rules will be demonstrated by teacher to participate in the games.</p>	<p>Children will develop Gross motor skill as well as fine motor skills.</p> <p>It will help to improve their social skills.</p>
6.	<p><b>MUSIC TIME</b></p> <p>Mr. Vidyasagar and Ms. Lakshmi Kathyayini</p>	<ul style="list-style-type: none"> <li>● Recap of all songs learnt</li> </ul>		<p>Casio played by sir</p>	<p>Children will sing along with sir/ madam</p>	<p>Children will develop musical - rhythmic skills.</p>

**Note: 15/03/24 (Friday) – Last working day**  
**Holiday: 08/03/24(Friday) – Maha Shivaratri**

**Events: 20/03/24(Wednesday) – Annual PTM , Sale of books and Uniforms**