




























DDMS. P. OBUL REDDY PUBLIC SCHOOL (2023-2024)

MONTHLY LOG: OCTOBER 23

GRADE: LKG

NO. OF WORKING DAYS: 13

S. NO	Name of the subject & Subject Teacher	Lesson/Topic	Activity/Experiment	Material Required	Teacher's Demonstration	Relevant Multiple Intelligence
1.	<p>LITERACY</p> <p>Ms. Anuradha Ms. Geetha Lakshmi Ms. Aarathi Ms. Lakshmi Kumari Ms. Mamta Kumari</p> <p>Co-teachers: Ms. Bhagya Sri</p>	<ul style="list-style-type: none"> • Introduction of letters and phonic sounds • Nn • Oo • Pp • Qq <p align="center">  </p> <div style="display: flex; justify-content: space-around;"> <div style="text-align: center;">  Nest </div> <div style="text-align: center;">  Nut </div> <div style="text-align: center;">  Net </div> </div> <div style="display: flex; justify-content: space-around; margin-top: 10px;"> <div style="text-align: center;">  Nose </div> <div style="text-align: center;">  Notebook </div> <div style="text-align: center;">  Nurse </div> </div>	<ul style="list-style-type: none"> ➤ Phonic song ➤ Sand tracing ➤ Air tracing ➤ Showing real objects related with letters ➤ Writing letters in four lines ➤ Workbook activities ➤ Painting <div style="text-align: center;">  </div>	<ul style="list-style-type: none"> • Paper • Sand • Crayon • Workbook • Worksheet <p align="center">  </p> <div style="display: flex; justify-content: space-around;"> <div style="text-align: center;">  Pig </div> <div style="text-align: center;">  Pan </div> <div style="text-align: center;">  Parachute </div> </div> <div style="display: flex; justify-content: space-around; margin-top: 10px;"> <div style="text-align: center;">  Parrot </div> <div style="text-align: center;">  Plant </div> <div style="text-align: center;">  Panda </div> <div style="text-align: center;">  Penguin </div> </div>	<p>Teacher will teach letters with their phonics sounds.</p> <p>Teacher will help children to develop their vocabularies showing different objects related to the letter.</p> <div style="display: flex; justify-content: space-around;"> <div style="text-align: center;">  Question Mark </div> <div style="text-align: center;">  Quiet </div> <div style="text-align: center;">  Quill </div> </div> <div style="display: flex; justify-content: space-around; margin-top: 10px;"> <div style="text-align: center;">  Queen </div> <div style="text-align: center;">  Quilt </div> <div style="text-align: center;">  Quarter </div> </div> <div style="display: flex; justify-content: space-around; margin-top: 10px;"> <div style="text-align: center;">  Question Mark </div> <div style="text-align: center;">  Quill </div> <div style="text-align: center;">  Quail </div> </div>	<ul style="list-style-type: none"> • Listening skills • Visual skills • Memory

2.

NUMERACY

- Introduction of no's 8,9,10
- Introduction of Tens and Ones concept



- Paper
- Sand
- Crayon
- Workbook
- Worksheet






Teachers will explain the concepts through pictorially relevant and connected activities.

Teacher will introduce the numbers 8,9,10 by showing real objects.

Teacher will introduce the Tens and Ones concept

- Logical thinking skills
- Sensory skills
- Numerical skill
- Cognitive skills

4.	ART & CRAFT	*Activities based on <ul style="list-style-type: none"> ❖ Printing ❖ Pasting ❖ Colouring ❖ Clay modelling 	Follow the step-by- step instructions of the teacher and do the activity.	<ul style="list-style-type: none"> ● Crayons ● Paints ● Paper cutouts ● Glue ● Clay ● Scrap Book ● Art Book 	Teacher will show and guide the students how to do the activity using step-by-step instructions	Children will enjoy doing the activities and enhance their Fine motor and eye-hand coordination
5.	PLAY TIME 	Outdoor Games – <ul style="list-style-type: none"> ● Sandpit ● Indoor Games – ● Building blocks ● Structured play ● Balancing game 	Children will be taken out to play in groups and follow instructions. Children will play with bean bag.		--Set of rules will be demonstrated by teacher to participate in the games.	Children will develop Gross motor skill as well as fine motor skills. It will help to improve their social skills.
6.	MUSIC TIME Mr. Vidyasagar and Ms. Lakshmi Kathyayini	<ul style="list-style-type: none"> ● Sing a song of flowers ● Farmer plants the seeds 		Casio played by sir	Sir will sing the song line by line to make understand the children tune and the lyrics of the song.	Children will develop musical - rhythmic skills.

Events for the month of September

1. 11th Oct (WED) - International Girl Child – Special assembly
2. 13th Oct (FRI) - Bathukamma celebrations

Holidays

1. 2nd Oct (MON) - Gandhi Jayanti (HOLIDAY)
2. 14th Oct (SAT) – 25th Oct(WED): Dussera Vacation

School Reopen on 26th (THURSDAY)