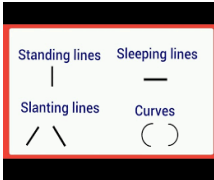

















AMS P. OBUL REDDY PUBLIC SCHOOL (2025-2026)
MONTHLY LOG: APRIL

GRADE: LKG

NO. OF WORKING DAYS: 14

Sr. No	Subject	Lesson/Topic	Activity/ Experiment	Material Required	Teacher's Demonstration	Relevance of the topic to real life/Learning Outcome (LOC)	Multiple Intelligence	Multi Linguistic
1	LITERACY Ms. Mamta Ms. Lakshmi Ms.Soni Ms.Aarathi	<ul style="list-style-type: none"> •Oral revision of A-Z •Introduction of strokes: <ul style="list-style-type: none"> • Standing line • Sleeping line •Slanting line • Curves 	<ul style="list-style-type: none"> •Sand tracing •Air tracing •Rainbow tracing •Arranging beads on the strokes •Walking on the strokes 	<ul style="list-style-type: none"> • Sand • Crayons • Chalk • Beads 	Teacher will teach the strokes with the help of the activities. They will help them to develop their vocabularies.	Develops Fine motor skills. Try to learn Correct pencil grip and posture. Develop hand-eye coordination	<ul style="list-style-type: none"> •Listening skills • Visual skills • Memory 	Students will learn to express their learning in their mother tongue with parents, grandparents and peer Group.

2	NUMERACY 	*Introducing gross motor skills activity •Introduction to pre-math concepts: • Big and small • Full and Empty •Top and Bottom	•Jumping •Walking on the balancing beam •Passing the parcel game	•Ball •Mat •Balancing beam •Hurdles •Glass	Teacher will explain and help children to walk on the balancing beam, pass the ball to their friends and explain the pre math concepts with the help of real objects	Develops gross motor skills. Vocabulary 	•Logical thinking skills •Cognitive Skills 	Students will try to explore with parents, grandparents and peer group in mother tongue.
3	EVS	•Introduction of 'This is Me' •My name is..... •I am a girl/boy •My body parts	Circle time: Teacher and student both will sit together in circle and will introduce themselves and identifying their body parts	•Boys and girls flash cards •Real objects	Teacher will encourage children to introduce themselves Children will learn to say the name of body parts	Knows to speak about themselves. Learns Vocabulary with correct pronunciation. Identifies and name their body parts 	•Kinesthetic skills • visual skills	Students will talk about themselves, favourite toys, games with their parents, grandparents and peer group in mother tongue.

4	ART & CRAFT 	<ul style="list-style-type: none"> •Activities based on theme •Tearing and pasting •Ear Bud painting •Paper Crumbling •Colouring 	<p>Follow the step-by-step instructions of the teacher and do the activity.</p>	<ul style="list-style-type: none"> •Crayons •Paints •Ear bud •Old news paper 	<p>Teacher will show and guide the students how to do the activity using step-by-step instructions</p> 	<p>Helps to build eye hand coordination Develop fine motor skills needed for writing, drawing and other related skills.</p> 	<p>Children will enjoy doing the activities and enhance their Fine motor and eye-hand coordination</p>	<p>Students will talk about their activities at home and explore new activities related to class activities with parents, Grand Parents and Peer group in mother tongue.</p>
5	PLAY TIME 	<ul style="list-style-type: none"> •Outdoor Games <ul style="list-style-type: none"> • Hopscotch •Balancing game with bean bag • Indoor Games – <ul style="list-style-type: none"> • Building blocks • Puzzles 	<ul style="list-style-type: none"> •Children will be taken out to play in groups and follow instructions. •Children will play with bean bag. 	<ul style="list-style-type: none"> •Puzzles •Bean bag •Building blocks 	<p>Set of rules will be demonstrated by teacher to participate in the games.</p>	<p>Helps to build eye hand coordination. Develops Gross motor skills and cognitive skills. Improve concentration. Develop finger movements and hand muscles</p>	<p>Children will develop Gross motor skill as well as fine motor skills. It will help to improve their social skills.</p>	<p>Students will discuss in home with parents, grandparents and peer group in mother tongue about the games played at school.</p>

6	MUSIC TIME Mr.Vidyasagar	<ul style="list-style-type: none"> •Aha tamatar bada majedar •I am special •Head and shoulders 				Learns to recite rhyme with actions Develop enacting skills with various body movements.	Children will develop musical - rhythmic skills.	Students will learn to express their learning in their mother tongue with parents, grandparents and peer Group.
---	---------------------------------	---	--	--	---	---	--	---

HOLIDAYS FOR THE MONTH OF APRIL-

14-04-25 (MONDAY) – AMBEDKAR JAYANTI

18-04-25 (FRIDAY) – GOOD FRIDAY

25-04-25 (FRIDAY) – SUMMER VACATION BEGINS

12-06-25 (THURSDAY) – SCHOOL REOPENS