







**AMS P. OBUL REDDY PUBLIC SCHOOL**  
**MONTHLY LOG: FEBRUARY 2026**

Grade: UKG					NO. OF WORKING DAYS: 20			
Sl. No	Subject & Teachers	Lesson/Topic	Activity/Experiment	Material Required	Teacher's Demonstration	Relevance of the topic to real life/Learning Outcome (LOC)	Multiple Intelligence	Multi Linguistic
1	<b>LITERACY &amp; READING TIME</b>  <b>Ms.A.V.Anuradha</b> <b>Ms.P.Geetha</b> <b>Ms.K.Navya</b> <b>Ms.P.Padmavathi</b> <b>Ms.Ch.Aruna</b>  <b>(Music):</b> <b>Mr.Vidyasagar</b>  <b>(HPE):Ms.P. Nagalakshmi</b>	*Myself composition * th ,ch ,sh, bl, gl, gr, cl etc.. blends	*Writing *Freehand drawing *Picture cards *Worksheets	*Chart *Smart board *Flash cards *Textbook *Work book *Hand writing book *Phonic book	Teacher will demonstrate the concept of "Myself" composition Rote learns spellings of "Myself"	*Identify and read <b>blending sounds</b> (two consonants together) *Write sentences independently. *Students read the text. *Complete the worksheets by their own.	Develop Verbal Phonological Bodily- Kinesthetic intelligence	• Improves vocabulary and builds confidence. *Develops communication skills. *Makes learning meaningful and child-centered.  *Teaching strategies and materials will incorporate the multiple languages. To support language development.

	<b>RHYMES AND STORIES</b>  <b>S</b>	*Rhymes : Cartoon, Story: The Ants and the Grasshopper	*Animal stories	Smart Board, story books, Role play, Masks etc.	Related rhymes and stories will be shared	*Helps students imagine and move freely and develop a space of rhythm.  *Experiments with rehearsal techniques	Improve bodily Kinesthetic skills	Listening and creating stories and rhymes in mother tongue
--	--	---	-----------------	---	---	--	-----------------------------------	--

2	<b>NUMERACY</b>	*Orals 1-100.  *Addition *Subtraction *Money *Time	*Circling *Coloring *Counting *Sequencing *Sorting *Matching * Pictorial Additions * Pictorial Subtractions	*Textbook *Work book *Real Objects *Crayons *Smart board *I'm amazing	Teacher will explain the concepts through number lines, concepts of numbers and connected activities.	Develop and connects counting to language development and mathematical thinking, supporting both literacy and numeracy skills.	* The child will connect between conceptual learning and real-life. eg: check the time in clock, play money game with fake notes.	Student uses appropriate terminology in daily life.  practice <b>एक – दस</b>
---	-----------------	---	--	--	---	--	---	---

3	Telugu	<b>Introduction of letters</b> 	<ul style="list-style-type: none"> <li>*Picture reading</li> <li>*Skywriting</li> <li>*Tracing</li> <li>*Matching</li> </ul> Telugu Rhymes	<ul style="list-style-type: none"> <li>*Textbook</li> <li>*Smart board</li> <li>*Flashcards</li> </ul>	<ul style="list-style-type: none"> <li>*Teacher speaks in Telugu and makes the students to understand and write Telugu alphabets</li> </ul>	<ul style="list-style-type: none"> <li>*Learn new Telugu words from the drawings and pictures.</li> <li>*Learn to write Telugu letters</li> </ul>	<ul style="list-style-type: none"> <li>*Develop linguistic intelligence</li> </ul>	<ul style="list-style-type: none"> <li>*Students generally talk in their mother tongue and relate the words in English.</li> </ul> <p><b>ఒకటి - పది</b></p>
4	ART & CRAFT	<ul style="list-style-type: none"> <li>*Colouring</li> <li>*Painting</li> <li>Tearing and Pasting</li> <li>*Collage</li> </ul>	Follow the step-by-step instructions of the teacher and do the activity.	<ul style="list-style-type: none"> <li>*Crayons</li> <li>*Colour Papers</li> <li>*Glue</li> <li>*Natural resources</li> </ul>	Teacher will show and guide the students how to do the activity using step-by-step instructions	<ul style="list-style-type: none"> <li>*Make choices while working with material.</li> <li>*Multi sensorial engagement in creating work</li> </ul>	Children will enjoy doing the activities and enhance their Visual intelligence	Student explores a variety of grasps & grips while using art materials & tools eg. Sticks, seeds, pebbles, stones, brushes etc.

5	<b>MUSIC</b>	<p>Sanskrit song : Manasa satatam Smaraniyam</p> <p>Gaduation songs practice.</p>		*Casio	Sir will sing the song line by line to make the children understand the tune and lyrics of the song.	Express enthusiasm to create and perform a variety of music that is familiar to them.	Children will develop Musical-rhythmic skills	Student will sing songs and relate with correct comprehension and participates in rhythmic activities.
6	<p><b>PLAYTIME</b></p> <p><b>(HPE)</b> <b>Health and Physical Education</b></p>	<p>*Outdoor game * Practice for relay races * Hurdles, Parachute,</p> 	<p>- warm up activities -Based on literacy, numeracy. -Students will be playing relay races. Students will solve Puzzles, brain gym, table top activities</p>	<p>*Puzzles *Sandpit equipment *Clay</p>	<p>*Teacher will encourage them to explore different outdoor games.</p> <p>*Teacher will help the students on how to solve the puzzles.</p>	<p>Learn to play in a group. Waits for his/her turn and shares things with peers * Develops own interest in form of dance and moment</p>	Children will improve Social and emotional quotient.	<p>*Student will learn new names of toys &amp; equipment</p> <p>*Helps to build Gross motor skills, physical fitness and balance.</p>

#### **EVENTS FOR THE MONTH February 2026:**

##### Events

Sports Races - 6<sup>th</sup> February 2026 (Friday)

Science Fair – 20<sup>th</sup> February 2026 (Friday)