



DDMS (AMS) P. OBUL REDDY PUBLIC SCHOOL

Grade: III



HOMEWORK

Dear Parent

We should always remind ourselves that **"Children will not remember us for the gifts we shower upon them but will always cherish the time you spend with your little ones."**

Summer vacations are an ideal opportunity for you to spend some time with your child and help to develop his/her motor skills and concentration.

Having this mind, we have designed a bunch of productive and fun – filled activities in the holiday homework. It is essential to channelize their energy with positive approach and in the right direction.



For a Healthy Summer:

- Encourage frequent water intake (Include fresh juices, coconut water and fruits)
- Ensure balanced meals and limit exposure to extreme heat.
- Avoid sugary and packaged drinks.
- Set a daily routine (play, study, rest)
- Include physical activity early morning or evening.
- Encourage hobbies like music, dance or sports.
- Limit gadget usage.

Submission Guidelines:

- Compile the hard copies of all the work / activities with a cover page & submit on the re-opening day.
- For any guidance / assistance, you may contact the teacher.

Happy Holidays

ENGLISH



HW Mission – Save Our Water Friends!



“Life Below Water” aims to conserve and sustainably use the oceans, seas and marine resources for sustainable development. The goal addresses the declining state of our oceans due to climate change and human activities. The goal targets include preventing marine pollution and protecting marine ecosystems. It emphasizes the importance of healthy oceans for the well-being of future generations.

I. Fun Craft: Recycled Jelly fish

Make a hanging jelly fish with an old plastic bottle or paper cup.

Point to note: You are reusing plastic instead of throwing in water which means you are helping your water friends!



II. Creative Writing

Look at the given picture and describe the feelings of our water friends in your own words. Also mention our role in protecting them.



III. Word Fun: Ocean Word Hunt

Find and circle the water animals and write one amazing fact about each animal found in the word search.



IV. My Creative Slogan



Example: “Keep the ocean blue for Me and You”

Create a new slogan for protecting life under water and spread awareness in your neighbourhood. Click a photo of yourself while doing the same.

V. Friday Fun- Movie time with my family

Enjoy watching the movie “NEMO” along with your family on any one Friday. Then, make a puppet of your favourite character from the movie using some old clothes, socks or any other waste material available at home.




Note: Avoid buying any material from outside, to incorporate the idea of 3R’s among the children

Submission Guidelines:

Note: Complete all the above work on A4 sheets with a cover page and submit all the sheets in a transparent folder.

VI. Reading & Writing:

- ❖ To add more fun to reading, read the story books mentioned below
- **Clean Up!** written by Nathan Bryon
- **Somebody Swallowed Stanley**, written by Tom Hardy.



- ❖ To improve your handwriting skills during holidays, write 8 lines daily in a four-ruled notebook, from your course book or any story book.

(Submit the book on the re-opening day in the month of June)

RUBRICS:

Content	Relevance to topic	2 M
Creativity	Original ideas & presentation	2 M
Neatness	Clean and organized work	2 M
Grammar	Correct usage of language	2 M
Completion	All tasks attempted	2 M
TOTAL		10 MARKS

MATHEMATICS

I. SDG 7: Affordable & Clean Energy



Activity : Counting Electricity Use



Electricity helps us in our daily life. We use it for lights, fans, TV, and other appliances at home. But electricity should not be wasted. By counting and using it carefully, we can save energy and help our planet.

1. Count how many electrical items are used in your home (fan, AC, Cooler, TV, lights, etc.). and make a list of them.

Example:


- Lights = 5
- Fans = 3
- AC = 2 etc.

Electrical Item	No. of items
Lights	5
Fans	3
AC	2

4. Group them into:

- Cooling items (Fan, AC, Cooler)
- Lighting items (Bulbs, Tube lights)
- Cooking/baking items (Oven, electric cooker etc.)
- Water Heating items (Geyser)
- Others (TV, Desktop etc.)

Answer the following questions.

1. Which group has the **most items**?
2. Which group has the **least items**?
3. Count the **total number of all electrical items**.
4. Circle the items you can **switch off to save electricity**.
5. Draw  near items that use **more electricity** (like AC).
6. How many **energy efficient appliances** do you have at your home? Name them.

Conclusion

Write in 3 to 4 lines.

i. I will save energy by _____.

II. Draw an electrical appliance using Flat/Plane shapes on A4 sheet and colour it.

III. Write Multiplication Tables from 2 to 12 twice and learn them daily.

- Rubrics:**
- Creativity : 3M**
 - Neatness :2M**
 - Punctuality :1M**
 - Accuracy : 2M**
 - Overall Presentation : 2M**

SUBJECT – EVS

Hello Kids!

“Summer vibes are on, adventures are calling! Exploring new places, trying new things, and relaxing too.”

“Learning can be fun, even in summer’s heat! Let’s dive into some exciting projects and activities.”

SDG (Sustainable Development Goal) Connection:



SDG 15: Life on Land (underscores the critical importance of biodiversity as humanity's life-support system).

Activity 1. Mini Ecosystem – My Living Jar World:

- Take a small container (plastic bottle or jar) and clean it.
- Add layers of small stones, soil, small plants and tiny decorations (pebbles, twigs, etc.)
- You can name your Jar World (e.g., Green Paradise, Tiny Jungle)
- Make a small tag / label for your jar with the name.
- Water the plants lightly.
- Observe for 5 days and draw the changes from Day 1 to Day 5.
- Decorate the jar with stickers or paper wraps.
- Write 4-5 sentences about the following :

A) What did you name your world?

B) What did you put inside?

C) What changes did you observe?

Present your observations and drawings on the A4 sheets and stick a picture too.



Activity 2: Mini Garden:

- Let the students plant seeds (herbs, beans, etc.,) in recycled containers (empty bottles, yogurt cups)
- Let them track their growth day wise.
- They should make their observations on A4 sheet as follows:
- They will share their experiences with the peer group on the reopening day.
- They will get their mini garden too to show to everyone.



How does your garden grow?

Write the name of the seed or plant in the left column. Then, record your observations over several days.

Seed/ Plant	Day	Day	Day	Day	Day	Day	Day

Learning Outcome: The students will be able to:

- learn about the interdependence of living things.
- understand the eco-friendly practices and think creatively about solving environmental problems.

RUBRICS:

- Creativity – 2M
- Punctuality – 2M
- Neatness – 2M
- Narration – 2M
- Presentation – 2M

-----X-----

LANGUAGE II TELUGU

TOPIC: 1. ఏవైనా గుణింతపు గుర్తుల 5ను ఉపయోగిస్తూ ఒక్కొక్క ,గుణింతపు గుర్తులతో పదాలను 5TELUGU

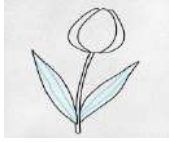
NOTEBOOKలో రాసి, తగిన బొమ్మను గీసి/ అతికించి పదాలను నేర్పుకోవలెను.



ఉదాహరణ గుణింత పదాలు :

2. ఇవ్వబడిన ఒత్తులను ఉపయోగిస్తూ పదాలను 5 ఒక్కొక్క ఒత్తుతో వచ్చే ,TELUGU NOTEBOOKలో రాసి, తగిన బొమ్మను గీసి/ అతికించి పదాలను నేర్పుకోవలెను .మరియు మేము రికార్డు చేసి పంపిన ఆడియో గేయాలను /పద్యాలను నేర్పుకోండి.

)12 గ్గ .. చ్చ 3. త్త 4. ధ్ధ 5. ప్ప (



ఉదాహరణ - గ్గ మొగ్గ

RUBRICS: - ప్రదర్శన -5 మా
చిత్రాలు -3మా
గేయం ORAL - 2 మా
మొత్తం -10మా

SDG – 4QUALITY EDUCATION

LEARNING OUT COME: పదాలు చదవటం.భాషా ప్రజ్ఞను పెంపొందించుకుంటారు ,రాయటం నేర్చుకొని,

SUBJECT – HINDI

Hello Kids!


* During your summer vacation, practice reading page numbers 8 , 10, 12 , 14 from your Hindi text book with the help of your parents or by yourself.

* Practice writing both the poems given below one time neatly in your Hindi classwork.



* Byheart (memorize) any one of the given poems and be prepared to recite it in class after the summer vacation.



घड़ी की टिक टिक



घड़ी की टिक टिक
याद दिलाये
काम समय पर करना है
समय पर खाना
समय पर सोना
और समय पर जागना है ।



हाथी राजा



हाथी राजा कहाँ चले ,
सूँड हिलाकर कहाँ चले,
मेरे घर भी आओ ना,
हलवा पूरी खाओ ना,
आओ बैठो कुरसी पर,
कुरसी बोली चटर पटर,
चटर पटर, चटर पटर,
चटर पटर, चटर पटर ।

SDG Connection – SDG – 4 Quality Education.

LEARNING OUTCOMES -

- * **Reading** will improve your concentration, vocabulary, and thinking ability.
- * **Writing** will improve your handwriting skills.
- * **Reciting** a poem improves language skills (vocabulary, rhythm, pronunciation), builds confidence, and fosters emotional intelligence.

Happy Holidays!
Stay Safe!