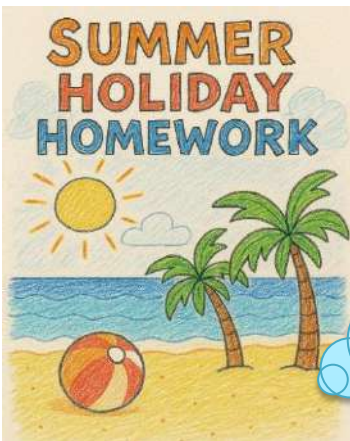




DDMS (AMS) P. OBUL REDDY PUBLIC SCHOOL
GRADE 1 (2026-27)
SUMMER HOLIDAY HOMEWORK



Play in the sun, jump and run,
Drink fresh water, have lots of
fun!



Write a little, draw a
lot,
Practice well what you
were taught.
Help at home, be kind
and smart,
Keep a happy, shining
heart!

Eat healthy food, fruits
every day,
Read nice stories, learn
and play.



Dear Students,

While you enjoy your fun-filled holidays, take a little time to keep your mind active with some interesting homework.

Have fun completing the activities and ensure all assignments are done on time and presented neatly . You may take guidance from your parents while doing the activities.

Note:

- 1- The above activities will carry marks and will be reflected in the report card. They must be submitted on the day of reopening in June'26.**
- 2 - Please submit your holiday homework in a properly labelled folder.**

SUBJECT – ENGLISH



SDG 16: Moral lessons build fairness, honesty and peaceful conflict resolution.


ACTIVITY 1: Story Reading and Drawing Activity:

1. Read a short simple story from **Panchatantra** or any **Fables**.
2. Choose your favourite part of the story.



Eg:

3. Draw, label and colour a picture of your favourite part.
4. Draw, label and colour your favourite character of the story.



Eg:

5. Write 2 or 3 simple lines about what you learned from the story.
(Example: *"We should be kind."/ "Do not lie."/ "A friend in need is a friend indeed."*)

Note: Do the activity on A4 sheets.

Learning Outcomes : This activity helps children learn values like kindness and honesty while improving creativity, observation, and communication skills.

ACTIVITY 2:



SDG 4 & SGD 11: Encourages inclusive learning and also helps children identify and name places and community helpers around them.



NOUN TOWN – A STORY WORLD

Create a **mini “town” on chart paper** where everything in the story is a **noun**. The story builds a small world and tells a story through it.

Title: “Welcome to Noun Town!”

In **Noun Town**, there lives a girl named **Maya**.

She has a cute **cat** and a red **ball**.

Near her **house**, there is a **school** and a **garden**.

A **teacher** teaches happy **children**.

There is also a **market** with fresh **fruits**.


Everyone in Noun Town loves their little **city**.

ON A CHART:

TASK 1: Make small **cut-outs**, draw **geometrical figures or stick items of:**

- House
- Tree (green paper)
- School
- Market
- Character (Maya)



TASK 2 : Noun Tags - Draw stick images like  and attach **tiny labels/tags** to each item:

- Maya → **Person**
- Cat → **Animal**
- School → **Place**
- Ball → **Thing**

Learning Outcome: Students will be able to identify and use nouns effectively, while developing awareness of community and inclusivity.

ACTIVITY 3:



SDG 3: All are treated equally and also helps everyone stay healthy, safe and happy.



Dear Learner,

Your parents, grandparents, or aunties/uncles played many fun games when they were children—**without mobile phones or TV!**

Ask your parents/grandparents:

1. “What games did you play when you were a child?” (Oral answer)

2. Write any **2 games** shared by your Grandparents:

1. _____

2. _____

3. Were these **traditional (indigenous/local) games?** (Parents can guide the child)

Yes

No

4. Write any **2 games** you play now:

1. _____

2. _____

6. Which game do you like more and why?

7. One thing that is **same, and different in the games played by grandparents and you:**

Learning Outcome: Builds comparison skill (basic analytical thinking) and to Help young learners develop early language and thinking skills.

ACTIVITY- 4: Encourage your child to practice cursive handwriting during the holidays. Ask them to write three simple sentences daily from any lesson in their English or EVS textbook in a 50-page four-ruled notebook at home. Make sure each sentence is short, clear and written correctly with proper capital letters and full stops.

RUBRICS :

CREATIVITY	PUNCTUALITY	NEATNESS	CONTENT	PRESENTATION
2	2	2	2	2

Note : 1. Please take a printout of Activity 3 and complete the worksheet.

2. Choose books to read every day. You can also enjoy reading e-books from the given website. This helps children learn new words, improve their reading skills and understand simple stories.

Website: <https://storyweaver.org.in/>

SUBJECT - EVS

ACTIVITY 1: On the occasion of Mother's Day (Making a card)

We celebrate Mother's Day on Second Sunday of May every year. This year we are celebrating on May 10th 2026.

Objective: To help students express love and gratitude for their mother through creativity and art.



SGD 3 : Good Health and well – Being. My Mother takes care of me. Promotes exercise, hygiene, and healthy habits.

Task 1: Make Drawing of your mom on a card, decorate it beautifully, and present it as a gift to express your love.

Material Required: Glue, crayons, poster card and decorative beads (choice of material).



Task 2:

- Prepare a healthy, no-cooking breakfast or snack using fresh fruits, dry fruits, etc., for your mother on Mother's Day with the help of your father. Take a photograph while preparing it with your father, and another photograph of your mother enjoying it.

b) Write 2–3 sentences about what you have prepared and how your mother felt after tasting the food. **Present your work neatly on an A4 sheet** by writing the sentences and pasting the photographs.



Learning Outcomes: Children express love and gratitude and understand the role of their mother while preparing a healthy snack. They improve their creativity and writing skills by sharing their experience and feelings about the activity.

ACTIVITY 2: My Community Helpers

11 SUSTAINABLE CITIES AND COMMUNITIES



SDG 11 Sustainable Cities and Communities - Children learn about community helpers and understand how people work together to keep communities safe and functional.

Task 1 : “Helper Hunt” (Photo Collage): Take photographs (or draw pictures) of any five community helpers you see in your surroundings (Such as a milkman, gardener, bus driver or watchman). Arrange them neatly to create a collage on an A4-sized coloured sheet.

Task 2 : Community Helper Kit (Craft Activity)

Make a small “toolkit” for any five community helpers using waste materials (for example, a paper stethoscope or a cardboard broom, paper cup dustbins). Use the samples given as a reference.



Task 3 : Helper Badge Making

Design and create your own badges for any five community helpers (such as a doctor, teacher, or police officer) using any materials of your choice.

Samples for reference:



Learning Outcomes: The children will learn to observe their surroundings, identify community helpers, and understand their roles. They will also develop creativity, learn about recycling, recognize symbols, and build responsibility and basic life skills.

Task 4 : "Little Helper at Home" Challenge

During the holidays take up small tasks at home such as watering plants, helping clean, arranging books, folding clothes, filling water bottles etc. and maintain a checklist for the month of May.

Little Helper at Home		1	2	3	4	5	6	7	8	9	10	11	12	13	14	15	16	17	18	19	20	21	22	23	24	25	26	27	28	29	30
1	Watering plants																														
2	Helping Clean																														
3	Arranging my Items																														
4	Filling Waterbottles																														
5	Reading a Book																														
6	Fold Clothes																														
7	Help Set the Dining Table																														
8	Sharing a toy																														
9	Share a Compliment																														
10	Exercise																														

Note: Please take a printout of the above worksheet and complete. Write Name and Class/Sec on the worksheet

SUBJECT - MATH



SGD 4, SGD 12 & SGD 15: The 'Nature's Number Line' (Learn & grow, Use things wisely and care for Plants and Animals)

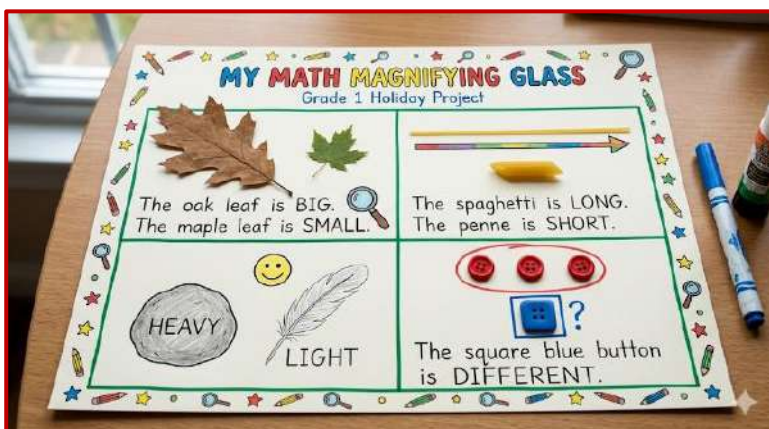
ACTIVITY 1:

Go for a walk in a park or garden. Observe the things around you that are in different shapes eg. ponds, benches, trees of different sizes, animals, leaves etc.

The Task :

On a Chart create a garden:

- Draw a long horizontal Number line across the chart. Mark it from 1 to 10.
- Pick up leaves, small stones, twigs, flower petals, and so on.
- Glue the items above the numbers of your choice on the Number line.
- Draw a pond, benches, trees etc., using geometrical shapes.
- Draw **size** comparisons of animals and plants seen.



NOTE: The picture provided here is for reference only. Students are encouraged to design and create their chart using their own ideas and creativity.

ACTIVITY 2:

STORY BASED READING WORKSHEET – I

NAME: _____

GRADE: I _____

The Jungle Number Adventure

One day, little **Arjun** went on an adventure into a big green jungle.

As he walked in, he saw **4 parrots** sitting on a tree and **2 monkeys** swinging nearby.

Q.1: How many parrots are there? _____

How many monkeys are there? _____

Which are more? — Parrots or monkeys? _____

Arjun walked further and saw a line of stones with numbers.

1 → 2 → 3 → 4 → 5 → 6

But one stone was broken.

1 → 2 → _____ → 4 → 5 → 6

Q. 2: What number is missing? _____

What comes **after 5**? _____

What comes **before 4**? _____

Near a pond, Arjun saw **3 elephants** drinking water. Soon, **5 more elephants** came.

Q. 3: How many elephants came later? _____

How many elephants are there now? $3 + 5 =$ _____

As he moved ahead, he saw a baby tiger hiding **behind** a bush and a deer standing **in front of** the tree.

Q. 4: Who is **behind** the bush? _____

Who is **in front of** the tree? _____

Arjun then saw a group of Fruit on the ground:



Q. 5: Count the bananas: _____

Count the apples: _____

Which are less? _____

Which are more? _____

Further, Arjun found number vines hanging like this:

7 → 8 → 9 → 10

Q. 6: What comes **before 8**? _____

What comes **after 9**? _____


At the end of the jungle, Arjun met a friendly lion who gave him **6 mangoes**.
On the way back, Arjun found **2 more mangoes**.

Q. 7: How many mangoes did the lion give? _____ (Write the Number name)

How many mangoes did Arjun find? _____ (Write the Number name)

Total mangoes: $6 + 2 =$ _____ (Write the Number name)

Q. 8. Draw your **favourite jungle animal** and write how you will **protect it**.



Q. 9. Count objects at home (fruit/toys, gadgets etc.) and compare **more/less**.

Learning Outcomes: Students will be able to identify, compare and classify objects based on Size, shape etc., from daily life and nature, develop early reasoning skills and make simple judgements.

RUBRICS:

CREATIVITY	PUNCTUALITY	NEATNESS	NARRATION	PRESENTATION
2	2	2	2	2

Note: Please take a printout of Activity 2 and complete the worksheet.


SUBJECT – TELUGU



SGD 4 : భాష నేర్చుకోవటానికి అక్షర జ్ఞానం కావాలి అక్షరాలే భాషకు .
మూలం.

ACTIVITY 1 : అచ్చుల చెట్టు చిత్రాన్ని A 4 Sheet . అక్షరాలు రాయండి అ:-వాటిలో అ ,లో అతికించి paper చార్ట్/
మరియు మేము రికార్డు చేసి పంపిన ఆడియో గేయాలను నేర్చుకోండి.

ఉదాహరణ “ :అచ్చుల చెట్టు”



Learning Outcomes అక్షరాలను :చదవటం, రాయటం నేర్చుకుంటారు .

మేము పంపిన గేయాలను(ORAL) నేర్చుకుంటారు.


- :RUBRICS ప్రదర్శన	5	-మా
చిత్రాలు	3	-మా
గేయం ORAL	2	- మా
మొత్తం	10	-మా

SUBJECT – HINDI

Dear Students!

Learn the given rhyme and recite it in the class after summer vacation.

Machli jal ki rani hai - Hindi Rhyme



Kindly refer to the given link for the rhyme -

<https://share.google/5OVL1NO8iBdFHKCd1>

** THE END **