




SUBJECT	ASSIGNMENT
ENGLISH	<p>If you truly love nature, you will find beauty everywhere.”-Vincent Van Gogh I.Create a personal 6-page magazine with poems/articles based on the theme “NATURE” –Its Boundless Beauty , To conserve it ,is our duty !</p> <p>Refer to SDG 13 , 14 & 15. ,Climate Action, Life Below Water & Life on Land. Poems can be self-composed or a collection from various books mentioning the names of the Nature Poets. Add relevant pictures to make your magazine beautiful and attractive. Rubrics: Creativity-3M, Content Accuracy-2M</p> <p>II.Vacations offer the perfect inspiration to unplug, relax and explore, to make good memories. Take pictures of any beautiful place that you visited ,paste them on an A-4 Size sheet and describe the place using a few adjectives, in 75-100 words. Rubrics: Description with appropriate words-3M , Pictures/drawings-2M</p> <p>III.Suggested books for Reading. (SDG-4 Quality Education) *’Wings of Fire ‘written by Abdul Kalam * The Diary of a Young Girl by Anne Frank After Reopening in June, Class room discussion Reading of important pages will be conducted.</p>   
Language-III हिंदी	<p>कला समेकित परियोजना - Art integrated project</p> <p>विषय - प्रातः काल (सुबह) के दृश्य का सुंदर चित्र बनाकर और प्रातः काल पर 10 से 15 वाक्य लिखना </p> <p>परियोजना का परिचय (Introduction)- प्रातःकाल का चित्र बनाकर उसका वर्णन करना </p> <p>परियोजना का विवरण(Details of project)- प्रातः काल (सुबह) के दृश्य का सुंदर चित्र बनाइए और प्रातः काल पर 10 से 15 वाक्य लिखिए यह कार्य A4 साइज कागज पर सुंदर लिखावट में लिखकर प्रस्तुत कीजिए </p> <p>सामान्य निर्देश - (Steps and instructions)</p> <p>1. अपनी परियोजना पाठशाला के प्रथम दिवस पर जमा करानी है </p>

2. कार्य सुंदर लिखावट में लिखा हो, रंगीन, आकर्षक तथा A4 size कागज़ पर 1-2 पृष्ठों में किया जाना चाहिए।
3. परियोजना का एक सुंदर आवरण पृष्ठ होना चाहिए, जिस पर हिंदी परियोजना, परियोजना का नाम, अपना नाम, अपनी कक्षा तथा वर्ग अवश्य लिखिए।

परियोजना का उद्देश्य (Learning Objectives)- छात्रों की रचनात्मक सोच तथा उनमें सूझ-बूझ तथा बुद्धि का विकास कर उन्हें परिपक्व बनाना।

सतत विकास लक्ष्य -

SDG - 15 थल पर जीवन (Life on Land).

परियोजना करने का प्रतिफल(Learning outcome)- इस परियोजना से छात्रों की रचनात्मक सोच को बढ़ावा मिलता है, भाषा का विकास होता है।

चित्रकला के प्रति रुचि उनकी बढ़ेगी। सृजनात्मकता का विकास होगा।

परियोजना के मूल्यांकन के आधार - Rubrics

कुलांक	सृजनात्मकता,	भाषा	प्रस्तुतिकरण	विषय सामग्री	चित्र
10	2	2	2	2	2

MATHEMATICS

Activity: Exploring Squares and Square Roots

Objective

1. CURRICULUM

- To visually identify square numbers.
- To understand how square roots relate to the side length and area of a square.
- To connect mathematical concepts with real-life applications.

2.Global Awareness – SDG 4 (Quality Education)

This activity promotes hands-on learning and improves conceptual understanding through visualization.

3.Integration with Other Subjects

- **Science:** Kinetic energy depends on the square of velocity.

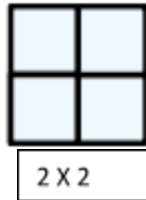
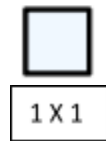
- **Technology:** Digital images are made of square pixels.
- **Cryptography:** Security systems use squares and cubes in coding.
- **Architecture:** Squares help in designing plots and structures.

Read the above information and perform the following activities.

Visualization of square numbers

1. On a grid sheet, draw squares of different side lengths:

Example:



Now draw 3 more grids of 3 x 3 ,5 x 5 and 7 x 7.

For each square : Count the total number of small grid squares inside it and record in the following table.

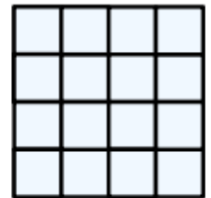
Side length	Total Grid Squares	Square number
1	1	1^2
2	4	2^2
3		
5		
7		

2. Cutout 16 squares (1 X 1) from ivory sheet.Arrange them to form

- Side length = 4
- Square number = 16 ; Square root = $\sqrt{16} = 4$

Make two arrangements of different numbers like above example and Fir

- (a) The side length of the arrangement obtained.
- (b) The square numbers.
- (c) The square root of the square number.



Rubrics : Total 10 marks

Cotent : 7 m (cutouts + Arrangement)

Creativity : 2 m

Punctuality : 1 m

SCIENCE

Theme: Our Home – Earth, A Unique Life Sustaining Planet SDG -15

Objective:

To understand why Earth supports life and how we can protect it through observation, creativity, and real-life connection.

Explore & Think

1. Life Detective Activity

Observe your surroundings (home/garden/street) and list:

- 5 living things
- 5 non-living things

Now answer:

- How do living things depend on non-living things?

2. Mini Ecosystem Project

Create a **Bottle Garden / Mini Ecosystem** using:

- A glass jar/bottle with a lid
- Soil
- Small plants
- Water

Observe for 7–10 days and record:

- Changes in plant growth
- Moisture inside bottle
- Any new observations

Draw and label your setup.

3. Earth Poster / Model

Make a poster or 3D model showing:

- Why Earth is unique
- Include: air, water, sunlight, living beings

Add a slogan like:

- “Save Earth, Save Life”
- Record your actions:
- “There is No Planet B”

4.Real-Life Connection

- **Eco-Warrior Challenge**

Become an “Eco-Warrior” by solving the environmental problems in your surroundings.

Practice and record the given below solutions for a week.

Days of the week/Action	Save water	Avoid plastic	Plant a sapling	Save electricity
Sunday				
Monday				
Tuesday				
Wednesday				
Thursday				
Friday				
Saturday				

Rubrics

1. Life detective activity 2m
2. Mini Ecosystem 4m
3. Poster 2m
4. Eco warrior challenge 1m
5. Punctuality 1m

SOCIAL SCIENCE

Geography - Chapter : Natural Resources and Their Use

Topic: Responsible and judicious use of resources Introduction:

Natural resources such as water, forests, minerals, and energy are limited and need to be used wisely. Overconsumption and wasteful habits are causing serious environmental problems.

In the chapter **Natural Resources and their use** , students learn about the importance of conserving these resources for future generations.

SDG 12: Responsible Consumption and Production focuses on reducing waste, using resources efficiently, and promoting sustainable lifestyles.



The 5 Rs- **Reduce, Reuse, Recycle, Refuse, and Repurpose**, directly support this goal by encouraging us to minimize waste and make mindful choices in our daily lives.

Activity Title : My Reflective Journal

Activity : This activity is a 14-day reflective journal writing where students observe their daily use of natural resources.

They record in a table how they follow the 5 Rs—Refuse, Reduce, Reuse, Recycle, and Repurpose.

Students also track how their actions help in saving money and reducing waste.

Learning Objectives

- To understand the importance of conserving natural resources through daily actions.
- To apply the 5 Rs (Refuse, Reduce, Reuse, Recycle, Repurpose) in real-life situations.
- To develop awareness about saving resources and money by adopting sustainable habits.

Guidelines for the Activity :

- Start with Preparation
Take A4 sheets and draw a table for 14 days with headings like activity, 5 Rs, resource saved, savings, and reflection.
- Observe Your Daily Habits
Notice how you use water, electricity(Electrical devices and gadgets), food, paper, and other resources at home .
- Apply the 5 Rs :Practice at least one of the 5 Rs daily (Refuse, Reduce, Reuse, Recycle, Repurpose).
- Record Your Work Daily
Write one meaningful action each day in your journal table.
- Add Saving Aspect
Think about how your action saved money and write a simple estimate.
- Write a Short Reflection
Add 2–3 lines about what you learned or how you can improve.
- Make it Creative
Include small drawings or pictures related to your actions . The journal should have a cover page
- Complete Final Reflection
After 14 days, write one page reflection about the changes in your habits and what you will continue in the future.
- Prepare a Budgeting Table at the End
Summarize your actions by listing the resources saved, actions taken, and a simple estimate of money saved (₹), along with how these actions helped reduce waste

and expenses.

Rubrics for marks

- Punctuality - 1 Mark
- Presentation - 2 Marks
- Content & Reflection- 2 Marks

Learning Outcome : Students will be able to adopt responsible habits by applying the 5 Rs in daily life and understand how conserving natural resources also leads to saving money and supporting sustainable living.

Language 2

CLASS: 8 TELUGU-L2

SUMMER HOLIDAY HOMEWORK - 2026-27



లోపం అంటే ఏదో ఒక అవయవం లేకపోవడం కాదు . అన్ని సరిగా ఉన్నప్పటికీ కూడా కష్టపడకపోవడం, నేర్చుకోకపోవడమే నిజమైన వైకల్యాలు అని చెప్పవచ్చు. SDG 17 ప్రకారం మనం వారితో కలిసి మన లక్ష్యాలను సాధించుకుంటూ, దేశ ప్రతిష్ఠను పెంచాలి ఉదాహరణకు అందుల మహిళా క్రికెట్ జట్టు ఎంతోమంది అవయవాలోపం ఉన్నవారి ఆశలు నెరవేర్చుకోడానికి కారణమైనట్టు మనం కూడా అలాంటి విజయాలకు కారకులవ్వాలి.

మీకు తెలిసిన ఎవరైనా ఇద్దరు అవయవాలోపాన్ని జయించి విజయం సాధించి ఇతరులకు ఆదర్శప్రాయంగా నిలిచిన వ్యక్తుల గురించి రాయండి వారికి సంబంధించిన చిత్రాలు అతికించండి. మరియు అటువంటివారు మీకు ఎదురైతే మీరు వారిలో ఆత్మవిశ్వాసం నింపడానికి ఎలా మాట్లాడతారో రాయండి.

మార్కులు :

శీర్షిక, ప్రదర్శన = 2

చిత్రం = 2

విషయ వివరణ = 6

మొత్త 10 మార్కులు

LEARNING OUTCOME

మనిషిలో ఉన్న ఏ లోపమైన తన

ఆత్మవిశ్వాసం, కష్టపడే తత్వం ముందు

ఓడిపోతాయని గ్రహించి, తమ

విజయాలకు బాటలు వేసుకోగలరు.

SUGGESTED BOOKS FOR READING:

వేసవి సెలవలలో కాశిమజిలీ కథలు . నీతి చందిక కథల పుస్తకాలవంటివి చదవండి.