







## GRADE – VI HOLIDAY HOMEWORK

SUBJECT	HOMEWORK
ENGLISH	<p><b>Vocabulary plays a fundamental role in the reading process which enhances comprehension &amp; writing.</b></p> <p><b>“A word is a small magic, a spell that can unlock the world.”</b></p> <p><b>I. Create a word tree with the SDG Themes given below.</b></p> <ul style="list-style-type: none"> <li>• Environment (SDG-13, Climate Action)</li> <li>• Health (SDG-3, Good Health &amp; Well-being)</li> </ul> <p><b>STEPS TO CREATE WORD TREE</b></p> <p>a) Draw a Tree Diagram as shown in the picture given below and write words related to Health &amp; Environment, on the leaves</p> <p>b) Use colours to make it attractive and beautiful.</p> <div style="text-align: center;">  </div> <p><b>RUBRICS:</b> Creativity -2M</p> <p style="text-align: center;">Accuracy and relevancy-3M</p> <p><b>Reading is essential for those who seek to Rise Above!”</b></p> <p><b>II. Read the following books and answer the questions that follow.</b></p> <ul style="list-style-type: none"> <li>* Grandma’s Bag of Stories ---- Sudha Murthy</li> <li>* The Bird with Golden Wings” written by Sudha Murthy.</li> </ul> <p>1. ‘The joy of helping someone itself is a reward’. Name the story told by Grandmother which justifies this statement. 1M</p> <p>2. Which place did the children go for their summer holidays? 1M</p> <p>3. Why do you think the girl who fed the Golden bird was rewarded while the neighbour who did the same was punished? 1M</p>

	<p>4. Do you love to spend time with your Grand Parents? Share any memorable incident with your grandmother which taught you a valuable life lesson.</p> <p style="text-align: center;">2M</p>										
<p><b>TELUGU</b></p>	<p><b>INTRODUCTION:</b> ప్రపంచాన్ని మంచి , స్వచ్ఛమైన మరియు సురక్షితమైన ప్రకృతిగా మార్చడానికి మనం వనరులను వృధా చేయకుండా పునర్వినియోగం [ Recycle ], మళ్లీ ఉపయోగించడం [ Reuse ], చెట్లు , జంతువులు మరియు ప్రకృతిని కాపాడడం మన బాధ్యత అని తెలుసుకుంటారు. ఈ లక్ష్యాలు మనకు ప్రకృతిని సంరక్షించడం , భూమిని భవిష్యత్తు తరాలకు సురక్షితంగా ఉంచడం ఎంత ముఖ్యమో నేర్పిస్తాయి.</p> <p><b>పర్యావరణ - పరిరక్షణ</b></p> <p>పై అంశంపై మీరు పాటించిన పరిరక్షణ సూత్రాలు:5 దానికి సంబంధించిన చిత్రాలు :5</p> <p>సేకరించి సరైన విషయ వివరణతో A 4 షీట్ లో రాసి సమర్పించాలి.</p> <ol style="list-style-type: none"> <li>1. నీరు </li> <li>2. చెట్లు </li> <li>3. జంతువులు </li> <li>4. భూమి </li> <li>5. ఆరోగ్యం </li> </ol> <p><b>Learning Outcome:</b> ప్రకృతి వనరులను వాటి ప్రాముఖ్యతను అర్థంచేసుకుంటారు. ఆరోగ్యకరమైన జీవన శైలిని , ఆహారాన్ని, వ్యాయామం అలవాటు చేసుకుంటారు. జంతువులు , పర్యావరణ పరిరక్షణపై అవగాహన పెంచుకుంటారు.</p> <p><b>Suggested Books:</b> పర్యావరణ కథలు , పెద్దబాలశిక్ష</p> <p><b>Rubrics :</b></p> <table style="margin-left: auto; margin-right: auto;"> <tr> <td>1. విషయ వివరణ</td> <td>4M</td> </tr> <tr> <td>2. బొమ్మలు</td> <td>3M</td> </tr> <tr> <td>3. అలంకరణ</td> <td>2M</td> </tr> <tr> <td>4. నిర్ణీత సమయం</td> <td>1M</td> </tr> <tr> <td><b>TOTAL</b></td> <td><b>10M</b></td> </tr> </table>	1. విషయ వివరణ	4M	2. బొమ్మలు	3M	3. అలంకరణ	2M	4. నిర్ణీత సమయం	1M	<b>TOTAL</b>	<b>10M</b>
1. విషయ వివరణ	4M										
2. బొమ్మలు	3M										
3. అలంకరణ	2M										
4. నిర్ణీత సమయం	1M										
<b>TOTAL</b>	<b>10M</b>										
<p><b>HINDI</b></p>	<p style="text-align: center;"><b>कला समेकित परियोजना – Art integrated and Subject Enrichment project.</b></p> <p style="text-align: center;"><b>परियोजना का विषय – विद्यालय का चित्र बनाकर उसका वर्णन करना ।</b></p>										

**परियोजना का विवरण-** (Introduction and details of Project)- रंगीन कागज के टुकड़ों को काटकर अपने विद्यालय का चित्र बनाइए। विद्यालय के साथ बगीचे का सुंदर दृश्य तथा खेल का मैदान भी बनाइए। चित्र बनाने के साथ-साथ विद्यालय के पाठ्य विषयों के बारे में बगीचे तथा विद्यालय के खेल के मैदान आदि के बारे में 10 से 12 वाक्य A4 साइज कागज पर लिखकर प्रस्तुत कीजिए।

**परियोजना का उद्देश्य-** (Learning Objective) छात्रों के कला-कौशल का विकास करना तथा विचारों को व्यवस्थित रूप से रखने में सक्षम बनाना।

**सतत विकास लक्ष्य -**

**SDG - 4 गुणवत्तापूर्ण शिक्षा ( Quality Education).**

**परियोजना करने का प्रतिफल - (Learning outcome)** कला के प्रति रुचि उत्पन्न होगी लेखन कौशल में सुधार होगा, अपने विचारों को व्यवस्थित रूप से रखने में सक्षम होंगे।

**सामान्य निर्देश-( Instructions)**

- परियोजना कार्य पाठशाला के प्रथम दिवस पर जमा करानी है।
- यह कार्य सुंदर लिखावट रंग-बिरंगा तथा आकर्षक होना चाहिए। इसे तथा A4 size कागज पर 2-3 पृष्ठों में प्रस्तुत किया जाना चाहिए।
- परियोजना का एक सुंदर आवरणपृष्ठ (cover page) हो, जिस पर हिंदी परियोजना, परियोजना का नाम, अपना नाम, अपनी कक्षा तथा वर्ग अवश्य लिखिए।

**मूल्यांकन के आधार - Rubrics**

कुलांक	रचनात्मकता	भाषा	प्रस्तुतिकरण	जानकारी	चित्र
10	2	2	2	2	2

**SOCIAL  
SCIENCE**



**Civics: Chapter- Unity In Diversity**  
**Topic: Harvest Festivals in India**



**Introduction:** India is known for its rich cultural heritage, and the festival of agriculture is one of these. Harvest festivals often celebrated in autumn or during specific regional crop cycles.

Students learn to show gratitude to nature , respect for farmers' hard work. It connects to Sustainable Development Goal (SDG 2): **Zero Hunger**, which focuses on achieving food security, promotes food sharing and improving nutrition.

**Activity Title: One Nation, Countless Celebrations:**

**Learning Objectives:** Students will understand how geography, climate, and culture shape harvest festivals across India.

**Instructions for the Activity:**

- Make a scrapbook including any 3 states that celebrate harvest festivals with different cultures, traditions, cuisine specifications etc.
- Choose any 3 harvest festivals from different regions of India.
- Name the State/Region. In which month the festival is celebrated and the crop harvested.
- Mention the season, rituals/dance form, food etc.
- Describe a special dish made during a harvest festival in your region.
- **Why is it beneficial to eat locally produced, organic food during a harvest festival?**
- Draw or paste relevant pictures of each festival.
- Mark the states on the Political map of India that celebrate harvest festivals and paste their major crops using cereals, pulses, millets etc.
- Interview: Have a conversation with grandparents or local farmers to share stories about how they celebrated the harvest festival when they were young. Write the paragraph in 8- 10 lines
- Include cover page, Index and should be Hand written.
- Date of submission: On the reopening day of the school.

**Rubrics for marks:**

- Punctuality – 1 Mark
- Presentation – 2 Marks
- Content & Understanding – 2 Marks

**Learning Outcome:** Students learn to appreciate the hard work of farmers and the importance of nature's resources like sun, rain, and soil.

They also understand how geography, climate, and culture shape harvest festivals across India.

## SCIENCE

### Theme: Nature's Treasure

Nature's Treasures explores essential natural resources—air, water, soil, sunlight, forests, and minerals—that sustain life and make it comfortable. These resources are categorized as renewable (sunlight, air) or non-renewable (fossil fuels, minerals). The chapter highlights the need for conservation, sustainable use, and protecting nature from pollution to ensure resources remain for the future.

### Objective

To observe, record, and analyse how natural resources are used and how wastage can be reduced.



**Water usage**



**Energy usage**



**Fuel**

### Step 1: Choose a place

Your home, neighbourhood or school

### Step 2: Observe for 4–5 days

Record how resources are used.

### Step 3: Record Your Data

**\*\*\*Note: Choose any one resource**



### Water Audit

#### Activity 1:

- i. Estimated Use
- ii. Wastage (Yes/No)
- iii. Drinking
- iv. Washing dishes
- v. Bathing
- vi. Others



### Energy Audit

### Activity 2:

- i. Appliance
- ii. Time Used (hrs)
- iii. Necessary? (Yes/No)
- iv. Fan
- v. Lights
- vi. TV



### Fuel Audit (Kitchen)

### Activity 3:

- i. Fuel Used (LPG/Electricity)
- ii. Any Wastage
- iii. Cooking
- iv. Boiling water

### Step 4: Analysis

Answer the following:

1. Which resource is used the most?
2. Where do you find wastage?
3. Which activity can be improved?



### Step 5: Suggestions

Write 5 practical ways to save resources, for example:

- Turn off lights when not in use
- Use minimum water while washing
- Use energy-efficient appliances

### SDG Connection:

Write:

- SDG 7: Affordable and Clean Energy
- SDG 12: Responsible Consumption



### Explain (3–4 lines):

How your audit helps in saving resources and protecting nature

### Learning Outcome:

- By doing this activity, students will:
- Develop observation and analysis skills
- Understand resource conservation
- Apply science in daily life

### Assessment Criteria

- Marks (10 Marks)
- Data Collection: 3
- Analysis: 3



Suggestions: 2  
Presentation: 2  
\*\*\*Work should be presented on A4 sheets.

## MATHEMATICS

## TOPIC – ANGLES

### Proper Posture



1. Feet on floor
2. Sit up straight
3. Tummy touch table

Angles are the silent engineers of our daily lives, determining how well things function, from the comfort of a chair to the safety of a road.

- + **Furniture Comfort:** Most chairs are not set at a strict  $90^\circ$  angle; they use an **obtuse angle** (greater than  $90^\circ$ ) to let you lean back comfortably.
- + **Road Safety:** Engineers design **intersections** at  $90^\circ$  whenever possible because sharp, acute turns are harder for drivers to navigate safely.
- + **Angles in Sports & Movement**
- + In **cricket** or **baseball**, a tiny shift in the bat's angle determines if a ball goes for a home run or a foul.
- + **Physics of Games:** In **pool** or **billiards**, players must master the "angle of reflection"—the idea that a ball bounces off the wall at the same angle it hit it.
- + **Yoga & Fitness:** Postures like **Downward Dog** or a simple **plank** are essentially human triangles, using specific angles to distribute body weight effectively.

**Read the above information and answer the following questions.**

1. **How** does "Angled Awareness" improve student posture to prevent long-term spinal issues? Answer in 4 to 5 lines.
2. Can "Angled Awareness" reduce school absenteeism caused by **physical discomfort** or fatigue? **Think and discussed** with your family members.
3. **Draw or paste** pictures of different sitting postures. Measure any 5 angles in the picture and name the type of angle.
4. Also prepare a **poster** on "Angled Awareness" on A-4 size paper.



**Learning Objectives:**


- Measures angles.
- Identification of angles.
- Classification of angles.
- Analyse the connection between "Angled Awareness" (posture) and **SDG 3** (Good Health and Well-being).

**Rubrics:** Total – 10 marks

Content – 7 marks (Answer + pictures/drawing + poster)

Creativity – 2 marks

Punctuality – 1 marks



THE END