

OPEN BOOK ASSIGNMENT 2020-21

UKG

Dear Parents,

Holidays are the time for parents to become teachers and friends. It provides you with an opportunity to spend your precious time with them and develop an everlasting bond. We know you are looking forward to some constructive time with your child and make the holidays fruitful and exciting. So let's make this summer break fun filled with some exciting activities. Your encouragement can actually make a huge difference to the learning outcome of your child. Kindly motivate and lend support to your child and ensure that they complete the work well on time and to the best of their ability. We look forward to see all the assignments/activities done and submitted on the reopening day of the school. **Please note that Worksheets given below are just samples. You can also get similar worksheets and make your child practice.**

Children can learn to introduce themselves by saying their name, gender, age etc. They can share about their personal likes and dislikes and things they can do or is good at. They will realize that each one is special.

Based on the above, help your kids to make Worksheets as given on Page No. 3.

Let children revise Numbers 1- 50 orally. They can practice writing Nos.1-20 and Missing Nos. 1- 20 in their Note book (as shown on Pg. No.4). They can also do the Worksheets given on Pg. No. 5. Let them listen to the rhyme 'One Little Dotted Frog' (refer Tales & Tunes book) from Xseed CD.

Help your child in revising Phonetic sounds everyday. Children can listen to Phonics rhymes. They can practice writing Capital and Small letters Aa – Zz in their note book. (as shown on Pg. No. 6) and also do Work sheets of Missing Letters as given on Pg. No. 7. Children can practice doing the Work Sheets given on Pg. No. 8.

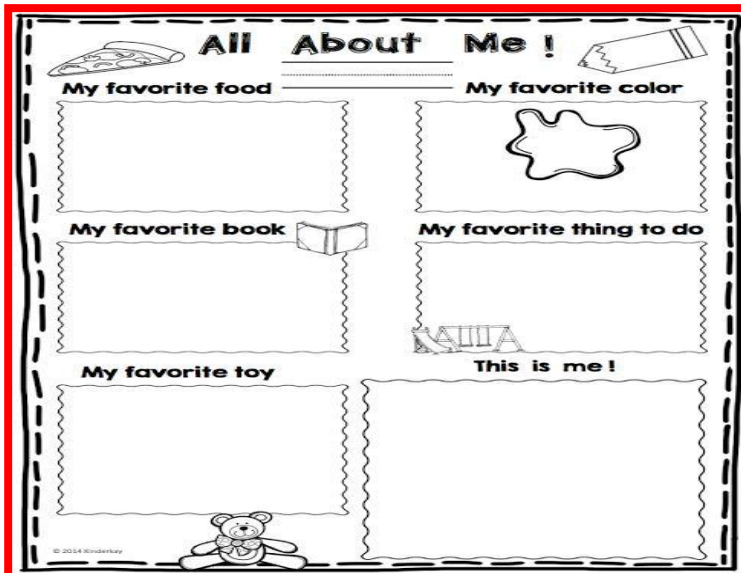
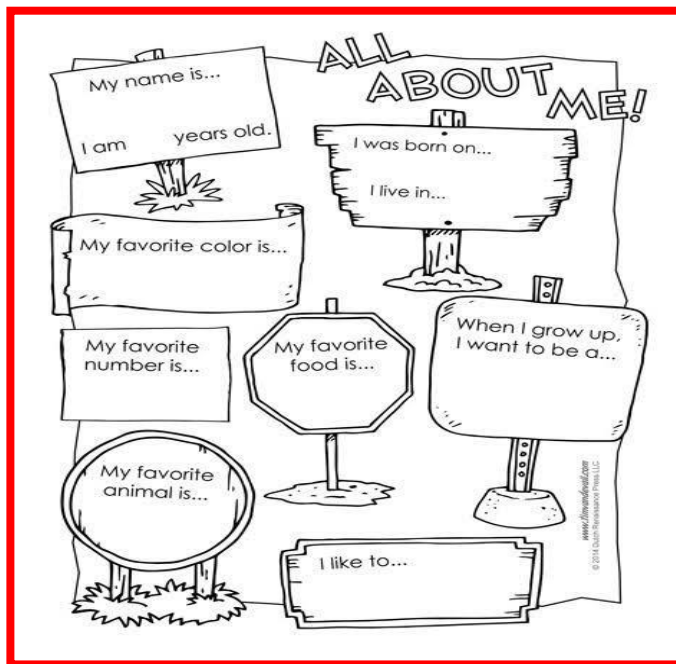
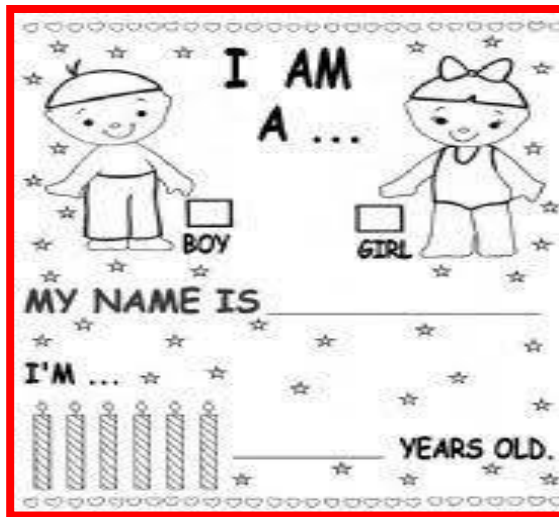
ACTIVITIES :

- LET CHILDREN DRAW DIFFERENT SHAPES IN THEIR SCRAP BOOK AND COLOUR THEM. THEY CAN ALSO TRY TO DRAW OBJECTS MADE OUT OF DIFFERENT SHAPES AND COLOUR THEM.
- CHILDREN CAN PREPARE A FAMILY CHART WITH PICTURES OF THEIR GRANDPARENTS, PARENTS ETC.
- **WEALTH OUT OF WASTE** : START WITH HOW TO MAKE CREATIVE THINGS FROM WASTE MATERIALS (BOTTLES, OLD SOCKS, COCONUT SHELLS ETC.) AT HOME. YOU CAN HELP YOUR CHILD PREPARE **ANIMAL** MASKS, PUPPETS, HEADBANDS ETC. (WITH ECO FRIENDLY ITEMS ONLY). YOU WILL BE ABLE TO GET A LOT OF CRAFT IDEAS ON VARIOUS WEBSITES.

JOYOUS MOMENTS :

- COOK DINNER TOGETHER. NAME THE FOOD ITEMS WHEN YOU SERVE.
- LET YOUR CHILD HELP IN HOUSEHOLD CHORES LIKE DUSTING, FILLING WATER BOTTLES AND MANY MORE.
- ENCOURAGE YOUR CHILD TO GREET ALL ELDERS.
- READ BED TIME STORIES.
- HELP YOUR CHILD IN LEARNING HOW TO OPEN AND CLOSE HIS/HER WATER BOTTLES, SNACKS BOXES, AND SCHOOL BAG.
- AND FINALLY GET YOUR CHILD DO SOME BRAIN BOOSTING EXERCISES BY WATCHING THE FOLLOWING LINK :
<https://youtu.be/w9Ttcf71wGo>

** ** **



Write 1-20 (2 times)

T	O	T	O
1		1	1
2		1	2
3		1	3
4		1	4
5		1	5
6		1	6
7		1	7
8		1	8
9		1	9
10		2	0

Missing Numbers 1-20

T	O	T	O
1		1	1
		1	2
3			
		1	4
5			
6			
		1	7
8			
10		2	0

Missing Numbers 1-20

T	O	T	O
1		1	1
2			
		1	3
4			
		1	5
		1	6
7			
		1	8
9			
		2	0

Count the objects in each group. Then, draw a line to match each group to the number that shows how many.

Group 1: 8 bananas

Group 2: 10 apples

Group 3: 8 pineapples

Group 4: 9 oranges

Group 5: 10 lemons

Bowl 1: 6

Bowl 2: 7



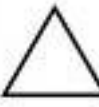


Bowl 3: 8



Bowl 4: 9

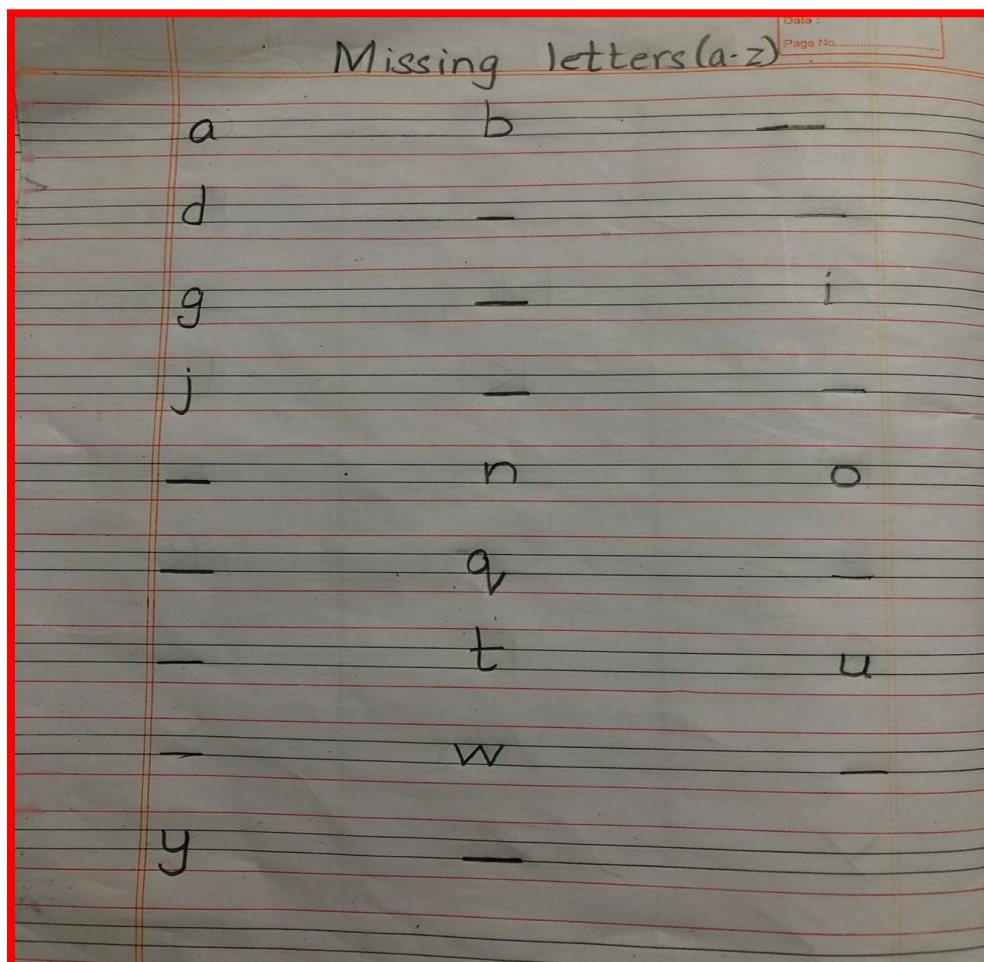
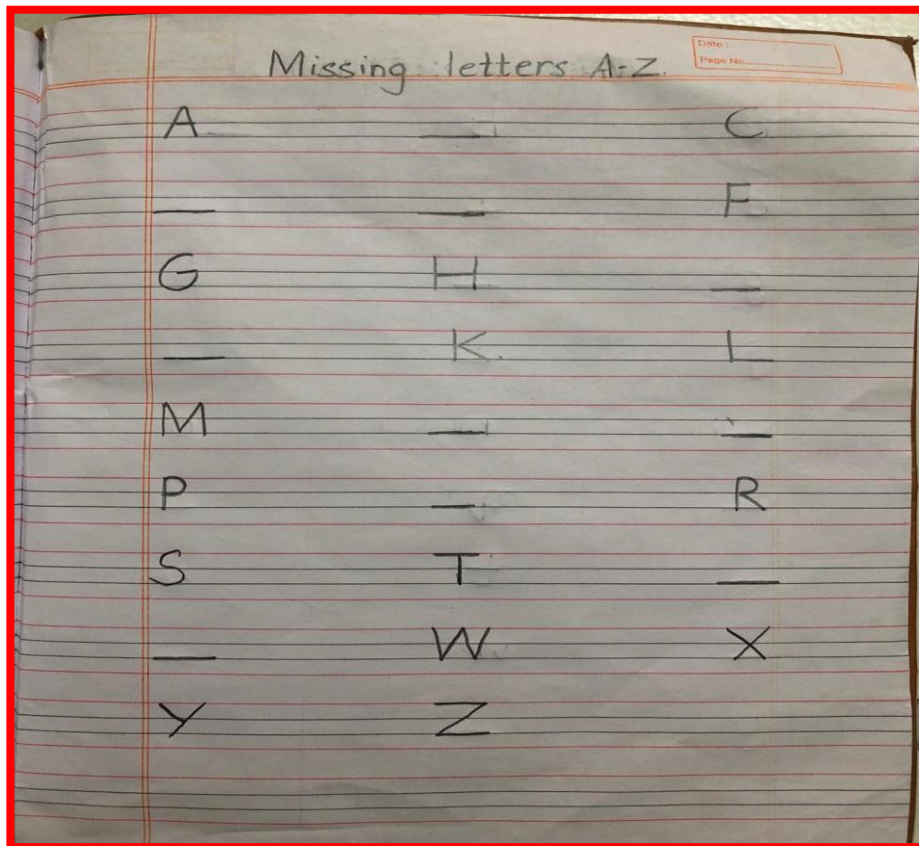
Bowl 5: 10

Drawing to Count

Draw the correct number of each item

4		
2		
5		
3		
1		





Match the uppercase letter to its lowercase.



A ○

○ b



B ○

○ d



C ○

○ e



D ○

○ a



E ○

○ f



F ○

○ c

First Letter Match

Draw a line between the picture words and its correct first letter.



D

H

L

B

S



Matching Letters & Pictures Worksheet 1

Parents, help your child to

1. Identify the picture and say the word aloud.
2. Match the letter with the picture that starts with that sound.



s

b

a

c

f