


DDMS (AMS) P.OBUL REDDY PUBLIC SCHOOL
JUBILEE HILLS, HYDERABAD – 500033

RESULT ANALYSIS OF CLASS X AISSE - 2019

1. Total No. of students appeared : 201
2. Total No. of students passed : 201
3. No. of absentees : NIL

Pass Percentage: 100

SCHOOL TOPPER	
	
MAHI KUMARI 25-10-2018	
MAHI KUMARI	
98.4%	

HIGHLIGHTS: 78% Students Secured Distinction

Students with 100% marks (13) in English, Maths, Science and Social Science

35.82% Students secured above 90%

50.24% Students secured between 70 to 89%

8.95% Students secured between 60 to 69%

3.98% Students secured between 50 to 59%

0.99% Students secured below 50%

SUBJECT WISE TOPPERS:

Sl.No	Subject	%	Student Names	No. of Students secured top marks
1	English	100	MALLAVARAPU VASU VASANTHA LASYA, MEKALA VENKATA AASRITA, YENUGA JAHNAVI, RUKMA JYOTHI PRAKASH RAO, SAINA SAMAL, MAHI KUMARI, PILLA LAKSHMI PRASANNA, NIHAAN SANGANA, POCHAM VARUN	09
2	Maths	100	BHASWANTH REDDY INDUKURI, GAUTAM SINGH	02
3	Science	100	ABEY JACOB JOHN	01
4	Social Science	100	ABEY JACOB JOHN	01
5	Hindi	98	MANISH MANOJ KUMAR MENON	01
6	Telugu Telangana	99	KAIVALYA GINNA, SAI VAISHNAVI BUDDHARAJU, NIMMAGADA SRI BHAVYA, ANANYA RAVI, KONDEPUDI SAATVIKA, NAGA SIVA GAYATRI DITTA KAVI	06
7	IT Foundation	87	SANGWAR SHASHANK	01




**DDMS (AMS) P.OBUL REDDY PUBLIC SCHOOL
JUBILEE HILLS, HYDERABAD – 500033**

RESULT ANALYSIS OF CLASS XII AISSCE - 2019

1. Total No. of students appeared : 273
 2. Total No. of students passed : 273
 3. No. of absentees : NIL

Pass Percentage: 100

SCHOOL TOPPER:

	Science Stream	Commerce Stream	Humanities Stream
No. of Students Appeared	119	117	37
No. of Students Passed	119	117	37
No. of Students Absent	Nil	Nil	Nil
Pass Percentage	100%	100%	100%
Highest Percentage with Student Name	 <small>AYITRI MUKHERJEE 25-10-2018</small> AYITRI MUKHERJEE 97.8% TELANGANA STATE TOPPER	 <small>ARCHITA BHAT 25-10-2018</small> ARCHITA BHAT 96.4%	 <small>NEHA SAMJI 25-10-2018</small> <small>KHUSHI GOLCHHA 25-10-2018</small> NEHA SAMJI KHUSHI GOLCHHA 95.6% 95.6%

HIGHLIGHTS: 75% Students Secured Distinction

22.7% Students secured above 90%

31.1% Students secured between 80 to 89%

27.3% Students secured between 70 to 79%

12.08% Students secured between 60 to 69%

5.4% Students secured between 50% to 59%

0.7% Students secured between 40% to 49%

SUBJECT WISE TOPPERS:

Sl.No	Subject	%	Student Names	No. of Students secured top marks
1	English	97	Shreya Korada, Kammili Indrani, Kashish Mishra	3
2	Maths	97	Rohil Saraf	1
3	Physics	98	Ayitri Mukherjee	1
4	Chemistry	98	Ayitri Mukherjee, Rohil Saraf	2
5	Biology	100	Ayitri Mukherjee	1
6	Business Studies	98	Archita Bhat, Shreya Kankanam, Sejal Mathur	3
7	Accounts	97	Neha Jain	1
8	Economics	99	Archita Bhat, Namisha Gupta, Vallabhaneni Sahiti	3
9	Entro	97	Sreenithya Gaddam	1
10	Comp Science	100	Smriti Ranjan	1
11	Home Science	98	Poorvaja Vadapalli, Pradeepthi Uppalapati	2
12	Legal Studies	99	Aayush Baldev, B. Nikhitha, Panakanti Sejal, Gopika Thakur, Neha Samji, Vishishta Chowdary Narra	6
13	Political Science	99	Khushi Golchha, Neha Samji, Akshat Mohan, Manasvini Cherukuri	4
14	Psychology	98	Khushi Golchha	1
15	Physical Education	98	M Devarya Chowdary, Anshika Agarwal	2
16	Informatics Practices	99	Tarun George Samuel, Ayitri Mukherjee	2

CLASS XII SUBJECT WISE POSITIONS:

S.No	Subject	No. of Students	> 90	81-90	71-80	61-70	51 - 60	41-50	33-40	21-32	< 20
1	English	273	111	121	31	07	02	01			
2	Maths	182	32	23	22	36	29	21	18		01
3	Physics	119	35	42	24	18					
4	Chemistry	119	22	23	29	36	09				
5	Biology	25	11	09	05						
6	Business Studies	117	49	28	22	10	4	4			
7	Accounts	117	24	24	25	23	13	08			
8	Economics	147	58	29	26	12	10	10		02	
9	Entrepreneurship	43	11	16	08	06	02				
10	Comp Science	27	11	7	7	1	1				
11	Home Science	36	16	11	7	2					
12	Legal Studies	30	12	05	04	04		01	04		
13	Political Science	37	20	04	07	02	01	02	01		
14	Psychology	37	09	08	04	08	07	01			
15	Physical Education	42	11	18	06	03	04				
16	Informatics Practices	14	03	02	01	03	03	02			

CLASS X SUBJECT WISE POSITIONS:

S.No	Subject	No. of Students	>90	81 - 90	71 - 80	61 - 70	51 - 60	41 - 50	33 - 40	21-32	<20
1	English	201	97	72	21	09					
2	Maths	201	65	36	39	29	18	12	02		
3	Science	201	94	44	20	18	19	05	01		
4	Social Science	201	97	41	30	13	16	03	01		
5	Hindi	99	28	34	20	13	04				
6	Telugu Telangana	98	37	27	18	07	05	04	00		
7	IT Foundation	04	-	04							