













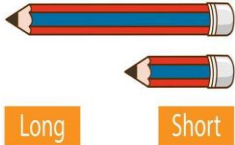




DDMS. P. OBUL REDDY PUBLIC SCHOOL (2022-2023)



MONTHLY LOG: DECEMBER'22

GRADE: LKG

NO OF WORKING DAYS: 21

S. NO	Name of the subject & Subject Teacher	Lesson/Topic	Activity/Experiment	Material Required	Teacher's Demonstration	Relevant Multiple Intelligence
1	<p><b>LITERACY</b></p> <p>Ch.Lakshmi kumari P.Padmavathi Mamta kumari A.V Anuradha Geetha Lakshmi</p> <p>Co-teachers: M.Radhika Bhagya Sri</p>	<p>Introduction of letters Bb, Jj, Vv, Ww, Yy, Zz, Xx and Qq ORALS: Phonics A to Z</p>  	<ul style="list-style-type: none"> <li>• Sand tracing</li> <li>• Sky tracing</li> <li>• Identify the objects with letter sound</li> <li>• Activities based on letters in scrap book.</li> <li>• Phonic stories on each letter.</li> </ul> 	<p>Sand, notebook, content book, Picture cards</p> 	<p>Explain formation of letter in 4line on board and relate the phonic sound with the objects found around.</p> <p>Related rhymes and stories will be shared.</p> 	<p>Students will develop listening, picture reading, verbal and vocabulary skills.</p> 

<p>2</p>	<p><b>NUMERACY</b></p>	<ul style="list-style-type: none"> <li>• Pre math concept : long/short</li> <li>• Concept: tens and ones (<b>T O</b>)</li> </ul>  <ul style="list-style-type: none"> <li>• Drawing balls</li> <li>• Introduction of no's: 0, 10, 11, 12, 13, 14, 15</li> </ul> <p>ORALS: Reading numbers 1 to 75</p> 	<ul style="list-style-type: none"> <li>*Counting and drawing balls, clapping with count.</li> <li>*Trace and write the numbers</li> <li>*building blocks to make a long and short train</li> <li>* matching</li> </ul>	<p>Number chart, Note book, Work book, Blocks, Picture cards</p> 	<p>Teachers will explain to students how to identify, count and write Number. Demo of making trains using blocks Demo of sort and compare</p> 	<ul style="list-style-type: none"> <li>- Learn to read and write Numbers, number values and understand the concept of tens ,ones</li> <li>-Develop Cognitive thinking</li> </ul> 
<p>3</p>	<p><b>SCIENCE</b></p> 	<ul style="list-style-type: none"> <li>• Animal homes</li> <li>• World of plants</li> <li>• The food we eat</li> <li>• Land transport</li> <li>• Air transport</li> </ul> <p>Stories –</p> <ul style="list-style-type: none"> <li>• Ricky rabbit is lost</li> <li>• Cuckoos house</li> <li>• Tanyas birthday</li> </ul> <p>Rhymes –</p> <ol style="list-style-type: none"> <li>1. Wheels of the bus</li> <li>2. I am a helicopter</li> <li>3. Zoom zoom zoom</li> </ol>	<ul style="list-style-type: none"> <li>- nature walk</li> <li>-Stories based on themes</li> <li>- picture book reading in pairs</li> <li>- pretend to move like animals</li> <li>- complete the sentence: a dog lives in a ...etc.</li> <li>- project on transport and food we eat</li> <li>-worksheets</li> </ul>	<ol style="list-style-type: none"> <li>1. Content book</li> <li>2. Student reader</li> <li>3. Workbook</li> <li>4. Smart board</li> <li>5. Material for sandwich making</li> <li>6. Toys of vehicles</li> <li>7. Flash cards</li> </ol> 	<p>Teacher will -</p> <ul style="list-style-type: none"> <li>*take for a nature walk and explore different plants and flowers</li> <li>* sandwich making</li> <li>*conduct circle time on themes</li> <li>* prepare a project on transport</li> <li>* discuss about animal homes, plants, food we eat and transport.</li> </ul> 	<p>Students will be able to recognize homes of animals, names of plants and flowers, sources of food, gain knowledge about land transport and air transport.</p> 

4	<b>ART &amp; CRAFT</b>	<p>*Activities based on each letter in scrap book</p> <p>*Take away activities for Christmas and new year</p>	Follow the step-by-step instructions of the teacher and do the activity.	<ul style="list-style-type: none"> <li>• Crayons</li> <li>• Paints</li> <li>• Paper cutouts</li> <li>• Glue</li> <li>• Free hand drawing</li> </ul>	Teacher will show and guide the students how to do the activity using step-by-step instructions	Children will enjoy doing the activities and enhance their Fine motor and eye-hand coordination
5	<b>MUSIC –</b> Mr.Vidyasagar	<p>Theme based songs</p> <ul style="list-style-type: none"> <li>- Down by the station</li> <li>- Decorate the Christmas tree</li> <li>- Let us see the sunflower</li> <li>- Happy new year</li> </ul>		<p>Casio played by Sir</p> 	Sir will sing the song line by line to make understand the children tune and the lyrics of the song.	Children will develop musical - rhythmic skills.
6	<b>PLAY TIME</b>	<p>Outdoor Games –</p> <ul style="list-style-type: none"> <li>• Balancing</li> <li>• Hopping</li> <li>• Co-operative games</li> <li>• Walk to the left on steps with support.</li> </ul>	Students will be taken out to play in groups and follow instructions.		--Set of rules will be demonstrated by teacher to participate in the games.	Children will develop Gross motor skills and precision.
8	<b>CO-CURRICULAR ACTIVITIES</b>	<p>16<sup>th</sup> December( Friday) story telling session by teachers</p> <p>19<sup>th</sup> December(Thursday) preliminary round of storytelling COMPETITION</p> <p>29<sup>th</sup> December'22 (Thursday) – Story telling competition</p>				
9	<b>EVENTS</b>	<p>22<sup>nd</sup> December (Thursday) science fair by students in the school campus</p> <p>23<sup>rd</sup> December (Friday) Christmas celebrations</p>				
10	<b>HOLIDAYS</b>	26 <sup>th</sup> December( Monday)- Boxing day				