









**DDMS. P. OBUL REDDY PUBLIC SCHOOL (2022-2023)**

**MONTHLY LOG: FEBRAURY'23**

**GRADE: LKG**

**NO OF WORKING DAYS: 20**

S. NO	Name of the subject & Subject Teacher	Lesson/Topic	Activity/Experiment	Material Required	Teacher's Demonstration	Relevant Multiple Intelligence
1	<p><b>LITERACY</b></p> <p>Ch.Lakshmi kumari P.Padmavathi Mamta kumari A.V Anuradha Geetha Lakshmi</p> <p>Co-teachers: M.Radhika Bhagya Sri</p>	<ul style="list-style-type: none"> <li>❖ CVC words</li> <li>❖ Introduction of 'e' family words</li> <li>❖ Introduction of 'i' family words</li> <li>❖ Introduction of 'o' family words</li> <li>❖ Introduction of 'u' family words</li> <li>❖ Missing Letters</li> <li>❖ Orals phonics A toZ</li> <li>❖ Sight words</li> </ul> <p align="center"> <b>A B C D E F</b>  <b>G H I J K L</b>  <b>M N O P Q R</b>  <b>S T U V W X</b>  <b>Y Z</b> </p>	<ul style="list-style-type: none"> <li>➤ Picture reading</li> <li>➤ Writing family words</li> <li>➤ Vocabulary building</li> <li>➤ Phonic identification</li> <li>➤ Free hand drawig</li> </ul> <p align="center"> <i>Click on the name to take you there!</i>            Short e   Short i   Short o   Short u            bed   kid   top   bug            red   did   hop   tug            fed   pig   dog   fun            met   wig   log   sun            get   zip   job   hut            wet   rip   nod   cut            hen   fin   box   bus            pen   tin   fox   hum            leg   win   not   cub            web   him   got   gum         </p>	<ul style="list-style-type: none"> <li>• English Note book</li> <li>• CVC flash cards</li> <li>• Picture charts</li> </ul> 	<p>Teacher will tell and write the letters in alphabetical order.</p>  <p>Teacher will help the children to identify the letters and its phonics and help them to read the CVC or family words</p>	<ul style="list-style-type: none"> <li>• Students will develop Vocabulary</li> <li>• listening, picture reading</li> <li>• verbal linguistic skills</li> <li>• quotient skills</li> <li>• Phonemic awareness</li> </ul> 

2	<p><b>NUMERACY</b></p>	<ol style="list-style-type: none"> <li>1. Introduction of numbers from 41 to 49</li> <li>2. Introduction of number 50</li> <li>3. Writing numbers 41-50</li> <li>4. Writing numbers from 1-50</li> <li>5. Missing numbers</li> <li>6. Orals- 1 to 100</li> </ol>	<ul style="list-style-type: none"> <li>○ Number quantification</li> <li>○ Matching activity</li> <li>○ Counting</li> </ul> 	<ul style="list-style-type: none"> <li>• Maths notebook</li> <li>• Math Grafalco Notebook</li> <li>• Worksheets</li> </ul>	<ul style="list-style-type: none"> <li>• Teacher introduces the numbers and values</li> <li>• Teacher will help the child in writing the numbers.</li> <li>• Teacher also makes the child to learn counting.</li> </ul>	<ul style="list-style-type: none"> <li>• Problem solving (logical thinking)</li> <li>• Ability to think conceptually.</li> <li>• Applies Logical Mathematical skills</li> </ul>
3	<p><b>SCIENCE</b></p> 	<p>➤ Where did the spot go</p> <p>Story – Pretend Practice Dialogue speaking Enact the given characters</p>	<p>-Making story character puppets</p> 	<ol style="list-style-type: none"> <li>1. Content book</li> <li>2. Student reader</li> </ol>	<p>Teacher will -</p> <p>Help the children to enact the story Every child is involved in the role play of the story, using puppets.</p>	<ul style="list-style-type: none"> <li>❖ Ability to think</li> <li>❖ Develop confidence</li> <li>❖ Develop interpersonal skills, bodily kinesthetic skills</li> </ul>

4	<b>ART &amp; CRAFT</b>	*Activities based on theme	Follow the step-by-step instructions of the teacher and do the activity.	<ul style="list-style-type: none"> <li>• Crayons</li> <li>• Paints</li> <li>• Paper cutouts</li> <li>• Glue</li> <li>• Free hand drawing</li> </ul>	Teacher will show and guide the students how to do the activity using step-by-step instructions	Children will enjoy doing the activities and enhance their Fine motor and eye-hand coordination
5	<b>PLAY TIME</b>	Outdoor Games – <ul style="list-style-type: none"> <li>• Catch the ball</li> <li>• Stand on one foot</li> <li>• Kick the ball and move forward</li> </ul>	Students will be taken out to play in groups and follow instructions.		--Set of rules will be demonstrated by teacher to participate in the games.	Children will develop Gross motor skills and precision.
6	<b>MUSIC TIME</b> Mr.Vidyasagar	Sing along songs		Casio played by sir	Sir will sing the song line by line to make understand the children tune and the lyrics of the song.	Children will develop musical - rhythmic skills.
7	<b>HOLIDAY</b>	18thFebruary (Saturday) Maha shivratri				