









**DDMS. P. OBUL REDDY PUBLIC SCHOOL (2022-2023)**


**MONTHLY LOG: JANUARY'23**

**GRADE: LKG**

**NO OF WORKING DAYS: 20**

S. NO	Name of the subject & Subject Teacher	Lesson/Topic	Activity/Experiment	Material Required	Teacher's Demonstration	Relevant Multiple Intelligence																																				
1	<p><b>LITERACY</b></p> <p>Ch.Lakshmi kumari P.Padmavathi Mamta kumari A.V Anuradha Geetha Lakshmi</p> <p>Co-teachers: M.Radhika Bhagya Sri</p>	<ul style="list-style-type: none"> <li>❖ Introduction of letters in alphabetical order</li> <li>❖ Writing letters in alphabetical order both capital and small</li> <li>❖ Vowel story and CVC words</li> <li>❖ Introduction of 'a' family words</li> <li>❖ Introduction of 'e' family words</li> <li>❖ Orals phonics A to Z</li> </ul> <p align="center"> <b>A B C D E F</b>  <b>G H I J K L</b>  <b>M N O P Q R</b>  <b>S T U V W X</b>  <b>Y Z</b> </p>	<ul style="list-style-type: none"> <li>➤ Sequencing</li> <li>➤ Vocabulary building</li> <li>➤ Picture reading</li> <li>➤ Phonic identification</li> </ul> 	<ul style="list-style-type: none"> <li>• English Note book</li> <li>• CVC flash cards</li> </ul> 	<p>Teacher will tell and write the letters in alphabetical order.</p>  <p>Teacher will help the children to identify the letters and its phonics and help them to read the CVC or family words</p>	<ul style="list-style-type: none"> <li>• Students will develop listening, picture reading</li> <li>• verbal logistic skills</li> <li>• Social quotient skills</li> </ul> <table border="1" data-bbox="1928 1038 2145 1326"> <tr><td>a</td><td>b</td><td>c</td><td>p</td><td>d</td><td>e</td></tr> <tr><td>f</td><td>k</td><td>g</td><td>h</td><td>i</td><td>j</td></tr> <tr><td>t</td><td>k</td><td>l</td><td>m</td><td>n</td><td>o</td></tr> <tr><td>p</td><td>q</td><td>d</td><td>r</td><td>s</td><td>t</td></tr> <tr><td>u</td><td>v</td><td>m</td><td>w</td><td>x</td><td>y</td></tr> <tr><td>z</td><td></td><td></td><td></td><td></td><td></td></tr> </table>	a	b	c	p	d	e	f	k	g	h	i	j	t	k	l	m	n	o	p	q	d	r	s	t	u	v	m	w	x	y	z					
a	b	c	p	d	e																																					
f	k	g	h	i	j																																					
t	k	l	m	n	o																																					
p	q	d	r	s	t																																					
u	v	m	w	x	y																																					
z																																										

2	<p><b>NUMERACY</b></p>	<ol style="list-style-type: none"> <li>1. Introduction of numbers 16,17 ,18 ,19 &amp; 20.</li> <li>2. Introduction of numbers from 21 to 29</li> <li>3. Introduction of numbers 30</li> <li>4. Introduction of numbers 31 to 39</li> <li>5. Introduction of number 40</li> <li>6. Orals- 1 to 100</li> </ol>	<ul style="list-style-type: none"> <li>○ Number quantification</li> <li>○ Matching activity</li> <li>○ Counting</li> </ul> 	<ul style="list-style-type: none"> <li>• Workbook (volume 4)</li> <li>• Content book (volume 4)</li> <li>• Maths notebook</li> <li>• Math Grafalco Notebook</li> </ul>	<ul style="list-style-type: none"> <li>• Teacher introduces the numbers and values</li> <li>• Teacher will help the child in writing the numbers.</li> <li>• Teacher also makes the child to learn counting.</li> </ul>	<ul style="list-style-type: none"> <li>• Problem solving (logical thinking)</li> <li>• Ability to think conceptually.</li> <li>• Applies Logical Mathematical skills</li> </ul>
3	<p><b>SCIENCE</b></p> 	<ul style="list-style-type: none"> <li>• Water Transport</li> <li>• Seasons</li> <li>• Water is Fun</li> <li>• Sun, Moon and Stars</li> </ul> <p>Stories –</p> <ul style="list-style-type: none"> <li>• Summer is fun</li> <li>• Freddy’s Leaky Roof</li> <li>• A Day without water</li> <li>• I can save water</li> </ul>	<p>-make collage, Colouring,free hand drawing</p> 	<ol style="list-style-type: none"> <li>1. Content book</li> <li>2. Student reader</li> <li>3. Workbook</li> <li>4. Smart board</li> <li>5. Material for activity</li> <li>6. Flash cards</li> </ol>	<p>Teacher will -</p> <ul style="list-style-type: none"> <li>• Help to identify the water transport</li> <li>• Make to understand importance of water and how to save water</li> <li>• Talk about weather ,clothes and activities in different seasons</li> <li>• Help to identify things that we can see during day and night time</li> </ul>	

		<p>Rhymes –</p> <ul style="list-style-type: none"> <li>• Sailing Away</li> <li>• Daytime Fun</li> <li>• I can see the stars</li> <li>• Winter time is here</li> </ul>				
4	<b>ART &amp; CRAFT</b>	<p>*Activities based on theme</p> <p>*Take away activities for Sankranthi</p>	<p>Follow the step-by-step instructions of the teacher and do the activity.</p>	<ul style="list-style-type: none"> <li>• Crayons</li> <li>• Paints</li> <li>• Paper cutouts</li> <li>• Glue</li> <li>• Free hand drawing</li> </ul>	<p>Teacher will show and guide the students how to do the activity using step-by-step instructions</p>	<p>Children will enjoy doing the activities and enhance their Fine motor and eye-hand coordination</p>
5	<b>MUSIC –</b> Mr.Vidyasagar	<p>Theme based songs</p>		<p>Casio played by sir</p>	<p>Sir will sing the song line by line to make understand the children tune and the lyrics of the song.</p>	<p>Children will develop musical - rhythmic skills.</p>
6	<b>PLAY TIME</b>	<p>Outdoor Games –</p> <ul style="list-style-type: none"> <li>• Catch the ball</li> <li>• Stand on one foot</li> <li>• Kick the ball and move forward</li> </ul>	<p>Students will be taken out to play in groups and follow instructions.</p>		<p>--Set of rules will be demonstrated by teacher to participate in the games.</p>	<p>Children will develop Gross motor skills and precision.</p>
8	<b>EVENTS AND CO-CURRICULAR ACTIVITIES</b>	<p>11<sup>th</sup> January(wed)-Sankranthi Celebrations 27<sup>th</sup> January(Fri)- CCA –Quiz</p>				
9	<b>HOLIDAYS</b>	<p>14<sup>th</sup> January(sat) to 16<sup>th</sup> January(Mon)-Sankranthi Holidays 26<sup>th</sup> January(Thu)-Republic Day</p>				