














DDMS. P. OBUL REDDY PUBLIC SCHOOL (2022-2023)

MONTHLY LOG: NOVEMBER'22

GRADE : LKG

NO OF WORKING DAYS: 22

S. NO	Name of the subject & Subject Teacher	Lesson/Topic	Activity/Experiment	Material Required	Teacher's Demonstration	Relevant Multiple Intelligence
1	<p>LITERACY</p> <p>LKG -</p> <p>Ch.Lakshmi kumari P.Padmavathi Mamtha A.V Anuradha Geetha Lakshmi</p> <p>Co-teachers: M.Radhika Bhagya Sri</p>	<p>Introduction of letters Dd, Gg,Oo,Uu,Ff,Ll, Bb, Jj</p>  	<ul style="list-style-type: none"> • Nature walk • Sand tracing • Sky tracing • Objects activity start with particular letter in scrap book. 	<ul style="list-style-type: none"> • Chart • Sand • Black board • Smart board • Workbook • Content book • Scrap book • Flash cards 	<p>Explain formation of letter in 4line on board and relate the phonic sound with the objects found around.</p>  <p>Related rhymes and stories will be shared.</p>	<p>Students will develop listening, picture reading, verbal and vocabulary skills.</p> 

<p>2</p>	<p>NUMERACY</p> 	<ul style="list-style-type: none"> • Beads counting(1-5) • Drawing balls(1-5) • Introduction of no 6,7,8,9 • Pre math concept: Smallest and biggest Half and full  <p style="text-align: center;"><small>JNJ Online Classes</small></p>	<p>*Counting – Number to Number of beads</p> <p>* Count and draw balls and write number</p> <p>*To make towers from smallest to biggest/biggest to small</p> 	<p>Number chart</p> <p>Blocks</p> <p>Picture cards</p>	<p>Teachers will explain to students how to identify , count and write Number.</p> <p>Demo of making towers using blocks</p>  <p>Demo of sort and compare</p>	<p>Learn to read and write Numbers</p> <p>Develop Cognitive thinking.</p>
<p>3</p>	<p>SCIENCE</p> 	<ul style="list-style-type: none"> * Land animals *Water animals *Chirpy birds *Animal homes <p>*Story –</p> <ol style="list-style-type: none"> 1)Nanoo Zookeeper 2)Freddie make friends 3)Lion and Mouse <p>*Rhymes –</p> <ol style="list-style-type: none"> 1)Birds call 2)I am a bird 	<p>*Go for nature walk</p> <p>*Stories based on theme to understand land animals ,Water animals, birds and their homes</p> 	<ol style="list-style-type: none"> 1. Content book 2. Workbook 3. Smart board 	<p>Teacher will -</p> <ul style="list-style-type: none"> *take for a nature walk and show different birds *Show them different land animals. * discuss about animal homes and birds. 	<p>Students will be able to recognize land animals, water animals,birds and animal homes.</p>

4	ART & CRAFT	*Activities based on each letter in scrap book	Follow the step-by-step instructions of the teacher and do the activity.	<ul style="list-style-type: none"> • Crayons • Paints 	Teacher will show and guide the students how to do the activity using step-by-step instructions	Children will enjoy doing the activities and enhance their Fine motor and eye-hand coordination.
5	MUSIC – Mr.Vidyasagar	Theme based song	_____	Casio played by Sir	Sir will sing the song line by line to make understand the children tune and the lyrics of the song.	Children will develop musical - rhythmic skills.
6	PLAY TIME	Outdoor Games – Sports Day practice (Races and Drill)	Students will be motivated to practice in games and Drill	Props related to Races and drill	<p>*Live demo in playground.</p> <p>*Teacher will help the students to understand the rules and regulations of the games.</p>	Children will develop Gross motor skills and precision.
7	EVENTS	<p>Children’s Day Celebrations 14th November’22 (Monday)</p> <p>Sports Day -- 19th November’22 –Tentative (Saturday)</p>				
8	CO-CURRICULAR ACTIVITIES	9 th November’22 (Wednesday) – Drawing and Colouring Competition				
9	HOLIDAYS	8 th November’22 (Tuesday)– Gurunanak Jayanthi/Karthika Purnima				