

















# AMS P OBUL REDDY PUBLIC SCHOOL





## MONTHLY LOG - JULY 2025

GRADE : LKG

No.of working days : 22

S. No	Subject & Subject Teacher	Lesson / Topic	Activity/ Experiment	Material Required	Teacher's Demonstration	Relevance of the topic to real life/ Learning Outcome (LOC)	Multiple Intelligence	Multi Linguistic
1	<b>LITERACY</b>  Teachers: Ms.Mamta Ms.Lakshmi kumari Ms.Soni Ms.Aarathi Mr.Vidyasagar(Music Teacher) Mr. Shafi(PE Teacher)	<ul style="list-style-type: none"> <li>Introduction of letters and phonic sounds</li> <li>Bb</li> <li>Cc</li> <li>Dd</li> <li>Ee</li> </ul> 	<ul style="list-style-type: none"> <li>Phonic song</li> <li>Sand tracing</li> <li>Air tracing</li> <li>Showing real objects related with letters</li> <li>Writing letters in four lines</li> <li>Workbook activities</li> <li>Painting</li> </ul>	<ul style="list-style-type: none"> <li>Paper</li> <li>Sand</li> <li>Crayon</li> <li>Workbook</li> <li>Worksheet</li> </ul> 	<p>Teacher will teach the letters with their phonic sounds.</p> <p>Teacher will display jadui pitara placed with few objects and surprise kids and learn new / key words which will help them to develop their vocabularies.</p>	<p>Develops Fine motor skills. Try to learn Correct pencil grip and posture. Learn the formation of letters in a correct way and write letters in four line concept. Develop hand-eye coordination</p>	<ul style="list-style-type: none"> <li>Listening skills</li> <li>Visual skills</li> <li>Memory</li> </ul> 	<p>Students will learn to express their learning in their mother tongue with grand Parents and Peer Group.</p> 

2	<b>NUMERACY</b>	<ul style="list-style-type: none"> <li>• Introduction to shapes</li> <li>• Introduction of no's : 2,3,4,5</li> </ul> 	<ul style="list-style-type: none"> <li>• Rhymes</li> <li>• Stories</li> <li>• Showing real objects related with concepts</li> <li>• Workbook activities</li> <li>• Painting</li> <li>• Colouring</li> </ul>	<ul style="list-style-type: none"> <li>• Worksheets</li> <li>• Real objects</li> <li>• Crayon</li> <li>• Chart paper</li> <li>• Flash cards</li> </ul> 	<p>Teacher will introduce the numbers 2 3, 4,5 by showing real objects.</p> 	<p>Helps children count objects, recognize quantities, and develop number sense through real-life situations like sharing snacks or playing with toys</p>	<ul style="list-style-type: none"> <li>• Logical thinking skills.</li> <li>• Visual-Spatial Intelligence</li> <li>• Bodily-Kinesthetic Intelligence</li> </ul> 	<p>Students will try to explore number to object counting with Parents , Grand parents and Peer group in the mother tongue</p> 
3	<b>EVS</b>	<p>Introduction of</p> <ul style="list-style-type: none"> <li>• My friends and family</li> <li>• Colours - Red, yellow ,Blue, Orange</li> </ul>	<ul style="list-style-type: none"> <li>• Mixing colours</li> <li>• Water play game</li> <li>• Making family tree</li> </ul> 	<ul style="list-style-type: none"> <li>• Disposable glasses</li> <li>• Paints</li> <li>• Real objects</li> <li>• Workbook and textbook</li> <li>• Family member pictures</li> </ul> 	<p>Teacher will encourage children to speak about their family members. Children will learn to make a another colour by mixing two colours.</p> 	<p>Helps children make sense of the world around them by recognizing different kinds of family members, colours. It also fosters social-emotional development</p> 	<ul style="list-style-type: none"> <li>• Interpersonal Intelligence</li> <li>• Intrapersonal Intelligence</li> <li>• Linguistic Intelligence</li> </ul> 	<p>Students will talk about their family members, bond between them and colours they see around with Parents,Grandparents and Peer group in mother tongue.</p>

4	<b>ART &amp; CRAFT</b>	<p>Activities based on</p> <ul style="list-style-type: none"> <li>❖ Printing - bud printing, Fork painting</li> <li>❖ Pasting -Red paper Tearing and pasting</li> <li>❖ Colouring- Circle inside the given outline</li> <li>❖ Clay modelling - making models with objects start with the letters B,C,D,E</li> </ul>	<p>Follow the step-by-step instructions of the teacher and do the activity.</p> 	<ul style="list-style-type: none"> <li>• Crayons</li> <li>• Paints</li> <li>• Paper cutouts</li> <li>• Glue</li> <li>• Clay</li> </ul>	<p>Teacher will show and guide the students how to do the activity using step-by-step instructions</p> 	<p>Helps to build eye hand coordination</p> <p>Develop fine motor skills needed for writing, drawing and other related skills.</p>	<p>Children will enjoy doing the activities and enhance their Fine motor and eye-hand coordination</p>	<p>Students will talk about their activities at home and explore new activities related to class activities with parents, Grand Parents and Peer group in mothertongue.</p>
5	<b>PLAY TIME/ Health and Physical education(HP E)</b>	<p>Outdoor Games –</p> <ul style="list-style-type: none"> <li>• Structure play</li> <li>• Indoor Games –</li> <li>• Building blocks</li> </ul>	<ul style="list-style-type: none"> <li>• Children will be taken out to play in groups and follow instructions.</li> <li>• Children will play with blocks.</li> </ul> 	<p>Playground, Building blocks</p>	<ul style="list-style-type: none"> <li>• Set of rules will be demonstrated by teacher to participate in the games.</li> </ul> 	<p>Helps to build eye hand coordination. Develops Gross motor skills and cognitive skills.Improve concentration. Develop finger movements and hand muscles</p>	<p>Children will develop Gross motor skills and precision</p>	<p>Students will discuss in home with Parents, Grand Parents and Peer group in mother tongue about the games played at school.</p>

6	MUSIC TIME	The Tri colour song	Children will enjoy listening to song and try to learn.	Casio played by sir	Sir will sing the song line by line to make understand the children tune and the lyrics of the song.	Learns to recite Poem with actions Develop enacting skills with various body movements.	Children will develop musical - rhythmic skills.	Recitation of rhyme with proper pronunciation and actions.
---	------------	---------------------	---	---------------------	--	--	--	--

## **Events for the month of July:**

### **Special Assemblies:**

1. National Doctor's Day - 1st July (Tuesday)
2. Let's meet in – 4th July (Friday)
3. Guru Poornima – 10th July (Thursday)
4. Let's meet in Yellow – 11th July (Friday)
5. Founders day – 15th July (Tuesday)
6. Let's meet in Blue – 18th July (Friday)
7. Let's meet in Orange – 28th July (Monday)

**CCA** – English Recitation – 24th July (Thursday)

**PTM** - 5th July (Saturday)

### **Holiday**

Bonalu – 21st July (Monday)