







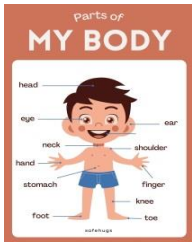
ANDHRA MAHILA SABHA P OBUL REDDY PUBLIC SCHOOL

MONTHLY LOG - JUNE 2025


GRADE :LKG

No.of working days:13

S. No	Subject & Subject Teacher	Lesson / Topic	Activity/ Experiment	Material Required	Teacher's Demonstration	Relevance of the topic to real life/ Learning Outcome (LOC)	Multiple Intelligence	Multi Linguistic
1	LITERACY Teachers: Ms.Mamta Ms.Lakshmi kumari Ms.Soni Ms.Aarathi Mr.Vidyasagar(Music Teacher) Mr. Shafi(PE Teacher)	<ul style="list-style-type: none"> • Introduction of letters and phonic sounds • Aa • Bb • Introduction of four lines concept 	<ul style="list-style-type: none"> ☐ Phonic song ☐ Sand tracing ☐ Air tracing ☐ Showing real objects related with letters ☐ Writing letters in four lines ☐ Workbook activities ☐ Painting 	<ul style="list-style-type: none"> • Paper • Sand • Crayon • Workbook • Worksheet 	<p>Teacher will teach the letters with their phonic sounds.</p> <p>Teacher will display jadui pitara placed with few objects and surprise kids and learn new / key words which will help them to develop their vocabularies.</p>	<p>Develops Fine motor skills. Try to learn Correct pencil grip and posture. Learn the formation of letters in a correct way and write letters in four line concept. Develop hand-eye coordination</p>	<ul style="list-style-type: none"> • Listening skills • Visual skills • Memory 	<p>Students will learn to express their learning in their mother tongue with grand Parents and Peer Group.</p>

2	NUMERACY	<p>Introduction of Pre-math concepts:</p> <ul style="list-style-type: none"> •big/small •more/less •Full/empty •Thick/thin •Introduction of no's : 1,2 	<ul style="list-style-type: none"> • Rhymes • Stories • Showing real objects related with concepts • Workbook activities • Painting • Colouring 	<ul style="list-style-type: none"> • Worksheets • Real objects • Crayon • Chart paper • Flash cards 	Teacher will explain the differences between two objects according to their sizes, weight, distance.	Learn to form a variety of patterns and simple handwriting movement and develop Fine motor skills.	<ul style="list-style-type: none"> • Logical thinking skills 	Students will try to explore with Parents , Grand parents and Peer group in the mother tongue
3	EVS	<ul style="list-style-type: none"> • Me and Myself • Body parts • Clothes • Food • Toys, games and cartoons 	<ul style="list-style-type: none"> • Colouring • Matching • Counting • Painting 	<ul style="list-style-type: none"> • Crayons • Paints • Real objects • Workbook and textbook 	Teacher will - Help the children to know their body parts, their favorite food, toys, and cartoons. They also learn the colours Red and yellow	Knows to speak about oneself. Learns Vocabulary with correct pronunciation. Identifies and talks about various colours around us.	<p>Kinaesthetic activities-Walk, Jump, Run, Hold, Sit, Taste, Smell Listen, Touch</p> <p>Rhymes-You put your right-hand in. Hop a little.... Head shoulders knees and toes</p>	Students will talk about themselves, body parts, favorite toys, games with their Parents, Grandparents and Peer group in mother tongue.

4	ART & CRAFT	Activities based on ❖ Printing - bud printing, Fork painting ❖ Pasting -Red paper Tearing and pasting ❖ Colouring- Circle inside the given outline ❖ Clay modelling - making models with objects start with the letters A, B	Follow the step-by-step instructions of the teacher and do the activity.	<ul style="list-style-type: none"> ● Crayons ● Paints ● Paper cutouts ● Glue ● Clay 	Teacher will show and guide the students how to do the activity using step-by-step instructions	Helps to build eye hand coordination Develop fine motor skills needed for writing, drawing and other related skills.	Children will enjoy doing the activities and enhance their Fine motor and eye-hand coordination	Students will talk about their activities at home and explore new activities related to class activities with parents, Grand Parents and Peer group in mothertongue.
---	-------------	--	--	--	---	---	---	--

5	PLAY TIME/ Health and Physical education(HP E)	Outdoor Games – • Structure play • Indoor Games – • Building blocks	• Children will be taken out to play in groups and follow instructions. • Children will play with blocks.	Playground, Building blocks	• Set of rules will be demonstrated by teacher to participate in the games.	Helps to build eye hand coordination. Develops Gross motor skills and cognitive skills.Improve concentration. Develop finger movements and hand muscles	Children will develop Gross motor skills and precision	Students will discuss in home with Parents, Grand Parents and Peer group in mother tongue about the games played at school.
								
6	MUSIC TIME	Welcome Welcome how do you do!!!	Children will enjoy listening to song and try to learn.	Casio played by sir	Sir will sing the song line by line to make understand the children tune and the lyrics of the song.	Learns to recite Poem with actions Develop enacting skills with various body movements.	Children will develop musical - rhythmic skills.	Recitation of rhyme with proper pronunciation and actions.

Events for the month of June:

1. Orientation for LKG - 06th June 2025(Friday)

Special Assemblies:

1. Father's day - 13th June 2025(Friday)
2. yoga day/Music day - 20th June 2025(Friday)

Note:

1. School Reopen on 12th June 2025(Thursday)
2. Submission of books -16th June 2025(Monday)