




## AMS P OBUL REDDY PUBLIC SCHOOL



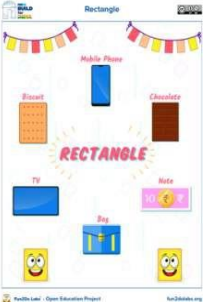




**MONTHLY LOG - September 2025**














**GRADE :LKG**





**No. of working Days = 14**

S. No.	Subject & Subject Teacher	Lesson / Topic	Activity/ Experiment	Material Required	Teacher's Demonstration	Relevance of the topic to real life/ Learning Outcome (LOC)	Multiple Intelligence	Multi Linguistic
	<b>LITERACY</b> <b>Teachers:</b> <b>Ms.Mamta</b> <b>Ms.Lakshmi</b> <b>KUMARI</b>	Introduction of letters and phonic sounds •Ll •Mm •Nn •Oo	<input type="checkbox"/> Phonic song <input type="checkbox"/> Sand tracing <input type="checkbox"/> Air tracing <input type="checkbox"/> Showing real objects related with letters <input type="checkbox"/> Writing letters in four lines <input type="checkbox"/> Workbook activities <input type="checkbox"/> Painting	•Paper •Sand •Crayon •Workbook •Worksheet	Teacher will teach letters with their phonics sounds. They will help them develop their vocabularies.	Develops Fine motor skills. Try to learn Correct pencil grip and posture. Learn the formation of letters in a correct way and write letters in four line concept. Develop hand-eye coordination	•Listening skills •Visual skills •Memory	Students will learn to express their learning in their mother tongue with grand Parents and Peer Group.
1	<b>Ms.Soni</b> <b>Ms.Aarathi</b> <b>Mr.Vidyasagar (Music)</b>							
	<b>Shafi(PE Teacher)</b>							



2	<b>NUMERACY</b>    	Introduction of Pre-math concepts: <input type="checkbox"/> Recap of shapes <input type="checkbox"/> Introduction of no's 0, Concept of Tens and ones, no10, 11, 20	<ul style="list-style-type: none"> <li>•Rhymes</li> <li>•Stories</li> <li>•Showing real objects related to concepts.</li> <li>•Workbook activities</li> <li>•Painting</li> <li>•Colouring</li> </ul>	<ul style="list-style-type: none"> <li>•Paper</li> <li>•Sand</li> <li>•Crayon</li> <li>•Workbook</li> <li>•Worksheet</li> </ul>	Teachers will explain the concepts through pictorially relevant and connected activities. Teacher will introduce the numbers 5,6,7,8 by showing real objects.	Learn to form a variety of patterns and simple handwriting movement and develop Fine motor skills.	Logical thinking skills •Sensory skills •Numerical skill	Students will try to explore with Parents , Grand parents and Peer group in the mother tongue    
3	<b>EVS</b>  <b>WATER TRANSPORT</b> 	<ul style="list-style-type: none"> <li>•Me and My Society</li> <li>•Me and My World</li> <li>•Me and My Universe</li> </ul>	<ul style="list-style-type: none"> <li>•Project on different means of transportation</li> <li>•Activities based on seasons</li> <li>•Worksheets or</li> </ul>	<ul style="list-style-type: none"> <li>•Different objects for Transportation</li> <li>•Activity worksheets</li> <li>•Real objects related to the season</li> </ul>	Teacher will encourage children to speak about the different modes of transport they have travelled What food would they love to eat during different seasons Daily routine and activities they	 Knows to speak about oneself. Learns Vocabulary with correct pronunciation. Identifies and talks about	<ul style="list-style-type: none"> <li>•Kinesthetic skills</li> <li>•visual skills</li> <li>•Vocabulary</li> </ul> 	Students will talk about themselves, body parts, favorite toys, games with their Parents, Grandparents and Peer group in mother tongue.

								
4	 <b>ART &amp; CRAFT</b>	Activities based on ❖Printing ❖Pasting ❖Colouring ❖Clay modelling	Follow the step-by-step instructions of the teacher and do the activity.	•Crayons •Paints •Paper cutouts •Glue •Clay •Scrap Book •Art Book	Teacher will show and guide the students how to do the activity using step-by-step instructions	Helps to build eye hand coordination Develop fine motor skills needed for writing, drawing and other related skills.	Children will enjoy doing the activities and enhance their Fine motor and eye-hand coordination	Students will talk about their activities at home and explore new activities related to class activities with parents, Grand Parents and Peer group in mother tongue.
5		Merry time, Disney land, Pat a cake and Common rhymes(Row, Row Row your boat, wheels on the bus, Aeroplane Aeroplane)			Teacher will guide children to sing rhymes along with actions	Helps to build eye hand coordination. DevelopsGross motor skills and cognitive skills.Improve concentration. Develop finger movements and hand muscles		Students will enjoy singing rhymes in home along with Parents, GrandParents and Peer group.
	<b>RHYMES AND STORIES</b>	The lion and mouse story	Children will be singing along with teacher with actions.	Flash cards for story and toys	Teacher will narrate the story and involve children in the story		Children will develop new vocabulary, Gross motor skills, Kinesthetic skills, Eye hand coordination and Social skills.	Students will try to Narrate story in his own words and language to Parents, Grandparents and Peer group

		Outdoor Games – •Sandpit	Children will be taken out to play			Helps to build eye hand coordination. Develops Gross motor skills and		
6	<b>PLAY TIME</b>	•Indoor Games –	in groups and follow		Set of rules will	cognitive skills.Improve	Children will develop Gross motor skill as	Students will discuss in home with Parents, Grand Parents and
		•Building blocks	instructions. Children will		be demonstrated by teacher to	concentration. Develop finger	well as fine motor skills.	Peer group in mother tongue about the
		•Balancing game	play with bean bag.		participate in the games.	movements and hand muscles	It will help to improve their social skills.	games played at school.
7	<b>MUSIC TIME</b> <b>Mr.Vidyasagar</b>	•Ento manchidi maa Teacher (Telugu) •Ek Chidya aur anek chidiya		Casio played by sir	Sir will sing the song line by line to make understand the children tune and the lyrics of the song.		Children will develop musical - rhythmic skills.	Recitation of rhyme with proper pronunciation and actions.

		<p><b><u>Events for the month of September:</u></b></p> <ol style="list-style-type: none"> <li>1. Field Trip - 12th Sep 2025(Friday)(Tentative)</li> <li>2. Bathukamma celebrations - 18th September 2025(Thursday)</li> <li>3. Term 1 PTM - 20th September 2025(Saturday)</li> </ol> <p><b><u>Special Assemblies :</u></b></p> <ol style="list-style-type: none"> <li>1. Teachers Day celebration- 3rd Sep 2025(Wednesday)</li> </ol> <p><b><u>CCA:</u></b></p> <p>LKG Fancy Dress - 17th Sep 2025(Wednesday)</p> <p><b><u>Holidays:</u></b></p> <ol style="list-style-type: none"> <li>1. Teachers Day - 5th Sep 2025(Saturday)</li> <li>2. Milad-Un-Nabi- 5th Sep 2025(Saturday)</li> </ol> <p>NOTE: Term 1 vacation begins - 22nd September 2025(Monday)</p>		
--	--	--	--	--



