


















AMS P.OBUL REDDY PUBLIC SCHOOL






MONTHLY LOG - AUGUST 2025

GRADE :Nursery

No. of working Days = 18

S. No.	Subject & Subject Teacher	Lesson / Topic	Activity/ Experiment	Material Required	Teacher's Demonstration	Relevance of the topic to real life/ Learning Outcome (LOC)	Multiple Intelligence	Multi Linguistic
1	LITERACY Ms.Anusha Ms.Sindhu (Music): Mr.Vidyasagar (HPE): Ms.Swapna	Introduction to Zig Zag lines Introduction to letters A,B,C 	<ul style="list-style-type: none"> •Sand tracing •Air tracing •Arranging beads on the letters •Walking on the strokes 	<ul style="list-style-type: none"> •Sand •Crayons •Chalk •Beads 	Teacher will teach the strokes with the help of the activities. They will help them to develop their vocabularies. 	Develops Fine motor skills. Try to learn Correct pencil grip and posture.Develop hand-eye coordination 	<ul style="list-style-type: none"> • Listening skills • Visual skills • Memory 	Students will learn to express their learning in their mother tongue with grand Parents and Peer Group.

2	NUMERACY	<ul style="list-style-type: none"> •Introduction to Pre-Math concepts • Big and small • Up and Down • More and less • Full and Empty • Orals 1-10 	Object sorting based on weight, size. See saw playing Object filling Filling water with glass 	<ul style="list-style-type: none"> •Balancing beam •Ball •Mat •Hurdles Number rhyme: one two three four five once I caught....okati rendu kalisi undu	Teacher will explain and help children to walk in zig -zag pattern , on the balancing beam, see saw.	Develops gross motor skills.	Logical thinking skills Cognitive Skills 	Students will try to explore with Parents , Grand parents and Peer group in the mother tongue
3	EVS	Introduction of Me and My Body <ul style="list-style-type: none"> • Secondary colours • Green • Purple • Rainbow colours 	<ul style="list-style-type: none"> •Circle time: Teacher and student both will sit together in circle and will learn about body parts and their functions. •Jadui Pitara - •Showing colour related real objects •Sorting game related with colours •Mixing 2 colours •Colour hunting •Magic Rainbow 	<ul style="list-style-type: none"> •Boys and girls flash cards •Real objects •Sorting bowls •Colour related charts •Colours, •crayons, •disposable •glasses 	Teacher will encourage children to tell the functions of body parts. Children will learn how to mix primary colours to get secondary colours. 	Knows to speak about body parts. Learns Vocabulary with correct pronunciation. Identifies and talks about various colours around us. 	<ul style="list-style-type: none"> • Kinesthetic skills • visual skills 	Students will talk about the their body, body part and functions in mother tongue. 

4	ART & CRAFT 	*Activities based on ❖ Crumbling ❖ Colouring ❖ Bud print 	Follow the step-by-step instructions of the teacher and do the activity. 	Crayons • Paints • Paper cutouts • Glue • Buds	Teacher will show and guide the students how to do the activity using step-by-step instructions 	Helps to build eye hand coordination Develop fine motor skills needed for writing, drawing and other related skills.	Children will enjoy doing the activities and enhance their Fine motor and eye-hand coordination	Students will talk about their activities at home and explore new activities related to class activities with parents, Grand Parents and Peer group in mother
5	PLAY TIME HPE (Health and Physical Education)	Outdoor Games – • Sandpit • Jumping on hurdles • Walking in zig-zag	Children will be taken out to play in groups and follow instructions. Children will play in sandpit.		Set of rules will be demonstrated by teacher to participate in the games.	Helps to build eye hand coordination. Develops Gross motor skills and cognitive skills. Improve concentration. Develop finger movements and hand muscles	Children will develop Gross motor skill as well as fine motor skills. It will help to improve their social skills.	Students will discuss in home with Parents, Grand Parents and Peer group in mother tongue about the games played at school.

