













**AMS P.OBUL REDDY PUBLIC SCHOOL**  
**MONTHLY LOG - JANUARY 2026**

GRADE :Nursery						No. of working Days = 17		
S.No.	Subject & Subject Teacher	Lesson / Topic	Activity/ Experiment	Material Required	Teacher's Demonstration	Relevance of the topic to real life/ Learning Outcome (LOC)	Multiple Intelligence	Multi Linguistic
1	<p><b>LITERACY</b></p> <p><b>Ms.Anusha</b> <b>Ms.Sindhu</b></p> <p><b>(Music):</b> <b>Mr.Vidyasagar</b></p> <p><b>(HPE):</b> <b>Ms.Swapna</b></p>	<p>Recap of A-S</p> <p>Introduction to letters T,U,V,W</p> 	<ul style="list-style-type: none"><li>• Sand tracing</li><li>• Air tracing</li><li>• Arranging beads on the letters</li><li>• Walking on the strokes</li></ul> 	<ul style="list-style-type: none"><li>• Sand</li><li>• Crayons</li><li>• Chalk</li><li>• Beads</li></ul> 	<p>Teacher will teach the strokes with the help of the activities. They will help them to develop their vocabularies.</p> 	<p>Develops Fine motor skills. Try to learn Correct pencil grip and posture. Develop hand-eye coordination</p> 	<ul style="list-style-type: none"><li>• Listening skills</li><li>• Visual skills</li><li>• Memory</li></ul>	<p>Students will learn to express their learning in their mother tongue with grand Parents and Peer Group.</p>

2	<b>NUMERACY</b>	<p>Introduction to numbers</p> <ul style="list-style-type: none"> <li>• 15</li> <li>• 16</li> <li>• 17</li> <li>• 18</li> </ul>	<ul style="list-style-type: none"> <li>• Count the objects</li> <li>• Count and colour</li> <li>• Number Hopscotch</li> <li>• Oral counting of numbers</li> </ul>	<ul style="list-style-type: none"> <li>• Balancing beam</li> <li>• Ball</li> <li>• Mat</li> <li>• Hurdles</li> <li>• Number rhyme.</li> </ul>	<p>Teacher will explain and help children to walk in zig -zag pattern , on the balancing beam, see saw.</p>	<p>Develops gross motor skills.</p>	<p>Logical thinking skills Cognitive Skills</p>	<p>Students will try to explore with Parents, Grandparents and Peer group in the mother tongue</p>
3	<b>EVS</b>	<p>Introduction to Transport</p> <ul style="list-style-type: none"> <li>• Land</li> <li>• Air</li> <li>• Water</li> </ul>	<ul style="list-style-type: none"> <li>• Circle time: Teacher and student both will sit together in circle and will learn about different modes of transport.</li> <li>• Jadui Pitara -</li> <li>• Showing transport related real objects</li> <li>• Sorting game related to transport</li> </ul>	<ul style="list-style-type: none"> <li>• Transport flash cards</li> <li>• Vehicle toys</li> <li>• Bus bay tour</li> </ul>	<p>Teacher will encourage children to tell about different modes of transport.</p>	<p>Knows to speak about different modes of transport. Learns Vocabulary with correct Pronunciation. Identifies and talks about different modes of transport.</p>	<ul style="list-style-type: none"> <li>• Kinesthetic skills</li> <li>• visual skills</li> </ul>	<p>Students will talk about the their different modes of transport mother tongue.</p>

4	<b>ART &amp; CRAFT</b>	<p>*Activities based on</p> <ul style="list-style-type: none"> <li>❖ Painting</li> <li>❖ Colouring</li> <li>❖ Free hand drawing</li> </ul> 	<p>Follow the step-by-step instructions of the teacher and do the activity.</p>	<ul style="list-style-type: none"> <li>• Paints</li> <li>• Colouring Sheets</li> <li>• Crayons</li> <li>• Pencil</li> </ul> 	<p>Teacher will show and guide the students how to do the activity using step-by-step instructions</p>	<p>Helps to build eye hand coordination</p> <p>Develop fine motor skills needed for writing, drawing and other related skills.</p> 	<p>Children will enjoy doing the activities and enhance their Fine motor and eye-hand coordination</p>	<p>Students will talk about their activities at home and explore new activities related to class activities with parents, Grand Parents and Peer group in mother</p>
5	<b>PLAY TIME</b>  <b>HPE (Health and Physical Education)</b>	<p>Outdoor Games –</p> <ul style="list-style-type: none"> <li>• Sandpit</li> <li>• Jumping on hurdles</li> <li>• Building Blocks</li> <li>• Balancing Game</li> </ul>	<p>Children will be taken out to play in groups and follow instructions. Children will play in sandpit.</p>		<p>Set of rules will be demonstrated by teacher to participate in the games.</p> 	<p>Helps to build eye hand coordination. Develops Gross motor skills and cognitive skills. Improve concentration. Develop finger movements and hand muscles</p>	<p>Children will develop Gross motor skill as well as fine motor skills. It will help to improve their social skills.</p>	<p>Students will discuss in home with Parents, Grand Parents and Peer group in mother tongue about the games played at school.</p>

6	<b>MUSIC TIME</b> <b>Mr.Vidyasagar</b>  <b>Story:</b>	Sankranti song (Sankranti panduga intiki vachndee)  Take a bus or take a train Wheels on the bus Chuku chuku railu vastondi  The Car and The Bus	 			Learns to recite rhyme with actions Develop enacting skills with various body movements.	Children will develop musical - rhythmic skills.	Recitation of rhyme with proper pronunciation and actions.
---	--	---	---	--	---	---	--	--

### **EVENTS FOR THE MONTH JANUARY 2026:**

#### **Events -**

Sankranti celebrations – 8<sup>th</sup> January (Thursday)

#### **Holiday -**

New Year – 1<sup>st</sup> January (Thursday)

Sankranti vacation – 13<sup>th</sup> January (Tuesday) to 15<sup>th</sup> January (Thursday)

Republic day – 26<sup>th</sup> January (Monday)

