











AMS P. OBUL REDDY PUBLIC SCHOOL


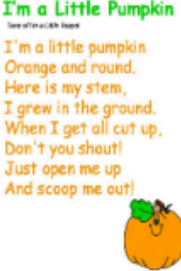

MONTHLY LOG - JULY 2025

GRADE :Nursery

No. of working Days = 22

S. No.	Subject & Subject Teacher	Lesson / Topic	Activity/ Experiment	Material Required	Teacher's Demonstration	Relevance of the topic to real life/ Learning Outcome (LOC)	Multiple Intelligence	Multi Linguistic
1	LITERACY Ms.Anusha Ms.Sindhu (Music): Mr.Vidyasagar (HPE): Ms.Swapna	Introduction of strokes: .Standing line .Sleeping line .Slanting line .Curves 	<input type="checkbox"/> Sand tracing <input type="checkbox"/> Air tracing <input type="checkbox"/> Rainbow tracing <input type="checkbox"/> Arranging beads on the strokes <input type="checkbox"/> Walking on the 	<input type="checkbox"/> Sand <input type="checkbox"/> Crayons <input type="checkbox"/> Chalk <input type="checkbox"/> Beads 	Teacher will teach the strokes with the help of the activities. They will help them to develop their vocabularies.	Develops Fine motor skills. Try to learn Correct pencil grip and posture. Develop hand-eye coordination	<ul style="list-style-type: none"> • Listening skills • Visual skills • Memory 	Students will learn to express their learning in their mother tongue with grand Parents and Peer Group.
2	NUMERACY	<ul style="list-style-type: none"> • Introducing gross motor skills activity • Introduction to shapes. (circle, triangle, square, rectangle) 	Patterning of shapes <input type="checkbox"/> Passing the parcels Balancing games 	<input type="checkbox"/> Ball <input type="checkbox"/> Mat <input type="checkbox"/> Balancing beam Shape puzzles Rhyme: Shapes song (what shape is this?)	Teacher will explain and help children to walk on the balancing beam, sort the shapes to get patterns.	Develops gross motor skills. 	Logical thinking skills Cognitive Skills 	Students will try to explore with Parents , Grand parents and Peer group in the mother tongue

3	EVS	<p>Introduction of colours:</p> <ul style="list-style-type: none"> • Red • Blue • Yellow • Orange 	<p>□ Circle time: Teacher and student both will sit together in circle and will introduce themselves</p> <p>□ Jadui Pitara - □ Showing colour related real objects □ Sorting game related with colours □ Mixing 2 colours □ Colour hunting</p> 	<p>□ Boys and girls flash cards □ Real objects □ Sorting bowls □ Colour related charts □ Colours, crayons, disposable glasses</p> 	<p>Teacher will encourage children to introduce themselves. Children will learn to say the colour name and related objects</p> 	<p>Knows to relate colours with real time objects and can mix two colours to get secondary colour.</p> 	<ul style="list-style-type: none"> • Kinesthetic skills • visual skills 	<p>Students will talk about themselves, favorite toys, games with their Parents, Grandparents and Peer group in mother tongue.</p>
4	ART & CRAFT	<p>*Activities based on</p> <ul style="list-style-type: none"> ❖ Pasting ❖ Colouring ❖ Vegetable dabbing 	<p>Follow the step-by-step instructions of the teacher and do the activity.</p> 	<p>Crayons</p> <ul style="list-style-type: none"> • Paints • Paper cutouts • Glue • Vegetables like potato, onion 	<p>Teacher will show and guide the students how to do the activity using step-by-step instructions</p>	<p>Helps to build eye hand coordination.</p> <p>Develop fine motor skills needed for writing, drawing and other related skills.</p>	<p>Children will enjoy doing the activities and enhance their Fine motor and eye-hand coordination</p>	<p>Students will talk about their activities at home and explore new activities related to class activities with parents, Grand Parents and Peer group in mother tongue.</p>

5	PLAY TIME (HPE) Health and Physical Education	Outdoor Games • Sandpit • Indoor Games • Building blocks • Balancing game	Children will be taken out to play in groups and follow instructions. Children will play with bean bag.		Set of rules will be demonstrated by teacher to participate in the games.	Helps to build eye hand coordination. Develops Gross motor skills and cognitive skills. Improve concentration. Develop finger movements and hand muscles	Children will develop Gross motor skill as well as fine motor skills. It will help to improve their social skills.	Students will discuss in home with Parents, Grand Parents and Peer group in mother tongue about the games played at school.
6	MUSIC TIME Mr. Vidyasagar Story:	• You are my sunshine • Alphabet Song, • Magic word song, • Tasty Vegetables, • Red red apples hanging on the tree, • Yellow -yellow happy fellow, • Pumpkins are orange Mother Cat Finds Kitty, The red balloon, Lara the yellow ladybug, Blue jackal, The orange ball.				Learns to recite rhyme with actions Develop enacting skills with various body movements.	Children will develop musical - rhythmic skills.	Recitation of rhyme with proper pronunciation and actions.

EVENTS FOR THE MONTH OF JULY 2025

Special Assemblies:

1. National Doctor's Day- 1st July 2025 (Tuesday)
2. Let's meet in Red – 4th July 2025 (Friday)
3. Guru Poornima – 10th July 2025 (Thursday)
4. Let's meet in Yellow – 11th July 2025 (Friday)
5. Founders day – 15th July 2025 (Tuesday)
6. Let's meet in Blue – 18th July 2025 (Friday)
7. Let's meet in Orange – 28th July 2025 (Monday)

CCA – English Recitation – 23rd July 2025 (Wednesday)

Holiday – Bonalu - 21st July 2025 (Monday)