
















AMS P OBUL REDDY PUBLIC SCHOOL





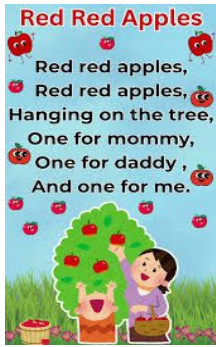
MONTHLY LOG - JULY 2026




GRADE : LKG

No.of working days : 23

S. No	Subject & Subject Teacher	Lesson / Topic	Activity/ Experiment	Material Required	Teacher's Demonstration	Relevance of the topic to real life/ Learning Outcome (LOC)	Multiple Intelligence	Multi Linguistic
1	<b>LITERACY</b>  <b>Teachers:</b> Ms.Ms.Aarathi Ms.Soni Ms.Sumana Ms.Mamta Ms.Taslina Mr.VIDYASAGAR (Music) Ms. Naglakshmi (HPE)	<ul style="list-style-type: none"> <li>Introduction of letters and phonic sounds</li> <li>Dd</li> <li>Ee</li> <li>Ff</li> <li>Gg</li> <li>Hh</li> </ul> 	<ul style="list-style-type: none"> <li>Phonic song</li> <li>Sand tracing</li> <li>Air tracing</li> <li>Showing real objects related with letters</li> <li>Writing letters in four lines</li> <li>Workbook activities</li> <li>Painting</li> </ul>	<ul style="list-style-type: none"> <li>Paper</li> <li>Sand</li> <li>Crayon</li> <li>Workbook</li> <li>Worksheet</li> </ul> 	<p>Teacher will teach the letters with their phonic sounds.</p> <p>Teacher will display jadui pitara placed with few objects and surprise kids and learn new / key words which will help them to develop their vocabularies.</p>	<p>Develops Fine motor skills. Try to learn Correct pencil grip and posture. Learn the formation of letters in a correct way and write letters in four line concept. Develop hand-eye coordination</p>	<ul style="list-style-type: none"> <li>Listening skills</li> <li>Visual skills</li> <li>Memory</li> </ul> 	<p>Students will learn to express their learning in their mother tongue with grand Parents and Peer Group.</p> 

2	<b>NUMERACY</b>	<ul style="list-style-type: none"> <li>• Introduction to pre math concept left and right</li> <li>• Introduction of no's : 1,2,3</li> </ul> 	<ul style="list-style-type: none"> <li>• Rhymes</li> <li>• Stories</li> <li>• Showing real objects related with concepts</li> <li>• Workbook activities</li> <li>• Painting</li> <li>• Colouring</li> </ul>	<ul style="list-style-type: none"> <li>• Worksheets</li> <li>• Real objects</li> <li>• Crayon</li> <li>• Chart paper</li> <li>• Flash cards</li> </ul> 	<p>Teacher will introduce the numbers 1,2,3 by showing real objects.</p> 	<p>Helps children count objects, recognize quantities, and develop number sense through real-life situations like sharing snacks or playing with toys</p>	<ul style="list-style-type: none"> <li>• Logical thinking skills. <ul style="list-style-type: none"> <li>• Visual-Spatial Intelligence</li> <li>• Bodily-Kinesthetic Intelligence</li> </ul> </li> </ul>	<p>Students will try to explore number to object counting with Parents , Grand parents and Peer group in the mother tongue</p> 
3	<b>EVS</b>	<p>Introduction of</p> <ul style="list-style-type: none"> <li>• Food we eat,my house and day and night and family</li> <li>• Colours - Red, yellow ,Blue, Orange</li> </ul>	<ul style="list-style-type: none"> <li>• Mixing colours</li> <li>• Water play game</li> </ul> 	<ul style="list-style-type: none"> <li>• Disposable glasses</li> <li>• Paints</li> <li>• Real objects</li> <li>• Workbook and textbook</li> <li>• Picture of healthy food and junk food</li> </ul> 	<p>Teacher will encourage children to speak about their family members. Children will learn to make a another colour by mixing two colours.</p>	<p>Helps children make sense of the world around them by recognizing different types of foods colours. It also fosters social-emotional development</p> 	<ul style="list-style-type: none"> <li>• Interpersonal Intelligence</li> <li>• Intrapersonal Intelligence</li> <li>• Linguistic</li> </ul> 	<p>Students will talk about the healthy food and junk food, colours they see aorund with Parents,Grandparents and Peer group in mother tongue.</p> 

4	ART & CRAFT	<p>Activities based on</p> <ul style="list-style-type: none"> <li>❖ Printing - bud printing, Fork painting</li> <li>❖ Pasting -Red paper Tearing and pasting</li> <li>❖ Colouring- Circle inside the given outline</li> <li>❖ Sponge dabbing</li> </ul>	<p>Follow the step-by- step instructions of the teacher and do the activity.</p> 	<ul style="list-style-type: none"> <li>● Crayons</li> <li>● Paints</li> <li>● Paper cutouts</li> <li>● Glue</li> <li>● Clay</li> </ul>	<p>Teacher will show and guide the students how to do the activity using step-by-step instructions</p> 	<p>Helps to build eye hand coordination</p> <p>Develop fine motor skills needed for writing, drawing and other related skills.</p> 	<p>Children will enjoy doing the activities and enhance their Fine motor and eye-hand coordination</p>	<p>Students will talk about their activities at home and explore new activities related to class activities with parents, Grand Parents and Peer group in mothertongue.</p> 
5	Story and rhymes	<ul style="list-style-type: none"> <li>•Red ,red apple</li> <li>• yellow yellow happy fellow</li> <li>•Blue is the ocean,blue is the sky,</li> <li>•Pumpkin are orange</li> </ul>	<p>Children will sing along with the teacher with action</p>	<p>Flash cards for story and videos for rhyme</p>			<p>Children will develop new vocabulary, memory ,critical thinking and social awareness</p>	<p>Students will try to memorize the story by recalling and will narrate in their own words/language with Parents/ Grandparents</p>

5	<b>PLAY TIME/ Health and Physical education(HP E)</b>	Outdoor Games – ● Structure play- Colour sorting activity ● Indoor Games – ● Building blocks	● Children will be taken out to play in groups and follow instructions. ● Children will play with blocks.	Playground, Building blocks 	● Set of rules will be demonstrated by teacher to participate in the games. 	Helps to build eye hand coordination. Develops Gross motor skills and cognitive skills.Improve concentration. Develop finger movements and hand muscles	Children will develop Gross motor skills and precision 	Students will discuss in home with Parents, Grand Parents and Peer group in mother tongue about the games played at school.
6	<b>MUSIC TIME</b>	Nature song- Haritha Haram	Children will enjoy listening to song and try to learn.	Casio played by sir	Sir will sing the song line by line to make understand the children tune and the lyrics of the song.	Learns to recite Poem with actions Develop enacting skills with various body movements.	Children will develop musical - rhythmic skills.	Recitation of rhyme with proper pronunciation and actions.

**Events for the month of July:**

**Special Assemblies:**

**1. National Doctor's Day - 1st**

**July (Wednesday)**

**2. Let's meet in RED– 3rd July (Friday)**

**3. Let's meet in Yellow – 10th July (Friday)**

**4. Founders day – 15th July (Wednesday)**

**5. Let's meet in Blue – 17th July (Friday)**

**18th July (Saturday)**

**7.Let's meet in Orange – 24th July (Friday)**

**8. Guru Poornima – 29th July (Wednesday)**

**6.PTM-**

**CCA :**

**(Thursday)**

**English Recitation – 23th July**





