


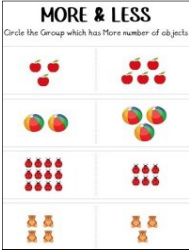

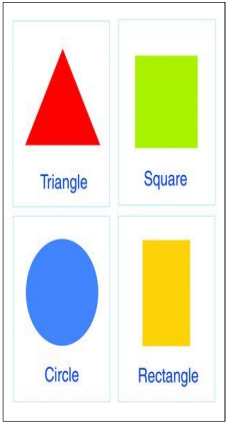





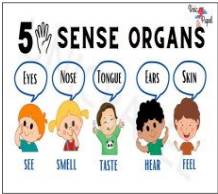












DDMS (AMS) P.OBUL REDDY PUBLIC SCHOOL
MONTHLY LOG - JUNE 2026

GRADE : LKG			No. of Working Days : 11																																					
S. No	Subject & Subject Teacher	Lesson / Topic	Activity/ Experiment	Material Required	Teacher's Demonstration	Relevance of the topic to real life/ Learning Outcome (LOC)	Multiple Intelligence	Multi Linguistic																																
1	LITERACY Teachers: Ms.Aarathi Ms.Soni Ms.Sumana Ms.Mamta Ms.Lakshmi Mr.Vidyasagar(Music Teacher) Mr. Shafi(PE Teacher)	<ul style="list-style-type: none"> Introduction of letters and phonic sounds Aa Bb Introduction of four lines concept 	<ul style="list-style-type: none"> Phonic song Sand tracing Air tracing Showing real objects related with letters Writing letters in four lines Workbook activities Painting 	<ul style="list-style-type: none"> Paper Sand Crayon Workbook Worksheet 	<p>Teacher will teach the letters with their phonic sounds.</p> <p>Teacher will display jadui pitara placed with few objects and surprise kids and learn new / key words which will help them to develop their vocabularies.</p>	<p>Develops Fine motor skills. Try to learn Correct pencil grip and posture. Learn the formation of letters in a correct way and write letters in four line concept.</p> <p>Develop hand-eye coordination</p>	<ul style="list-style-type: none"> Listening skills Visual skills Memory 	<p>Students will learn to express their learning in their mother tongue with grand Parents and Peer Group.</p> <table border="1"> <thead> <tr> <th colspan="4">The Alphabet</th> </tr> </thead> <tbody> <tr> <td>A a</td> <td>B b</td> <td>C c</td> <td>D d</td> </tr> <tr> <td>E e</td> <td>F f</td> <td>G g</td> <td>H h</td> </tr> <tr> <td>I i</td> <td>J j</td> <td>K k</td> <td>L l</td> </tr> <tr> <td>M m</td> <td>N n</td> <td>O o</td> <td>P p</td> </tr> <tr> <td>Q q</td> <td>R r</td> <td>S s</td> <td>T t</td> </tr> <tr> <td>U u</td> <td>V v</td> <td>W w</td> <td>X x</td> </tr> <tr> <td>Y y</td> <td>Z z</td> <td></td> <td></td> </tr> </tbody> </table>	The Alphabet				A a	B b	C c	D d	E e	F f	G g	H h	I i	J j	K k	L l	M m	N n	O o	P p	Q q	R r	S s	T t	U u	V v	W w	X x	Y y	Z z		
The Alphabet																																								
A a	B b	C c	D d																																					
E e	F f	G g	H h																																					
I i	J j	K k	L l																																					
M m	N n	O o	P p																																					
Q q	R r	S s	T t																																					
U u	V v	W w	X x																																					
Y y	Z z																																							

<p>2</p>	<p>NUMERACY</p>	<ul style="list-style-type: none"> Recap of pre math concepts big and small, tall and short, full and empty, heavy and light, in and out, more and less Introduction of pre math concepts- more/less, thick/thin Introduction of Shapes 	<ul style="list-style-type: none"> Rhymes Stories Showing real objects related with concepts Workbook activities Painting Colouring 	<ul style="list-style-type: none"> Worksheets Real objects Crayon Chart paper Flash cards 	<p>Teacher will introduce the numbers by showing real objects.</p> 	<p>Helps children count objects, recognize quantities, and develop number sense through real-life situations like sharing snacks or playing with toys</p> 	<ul style="list-style-type: none"> Logical thinking skills. Visual-Spatial Intelligence Bodily-Kinesthetic Intelligence 	<p>Students will try to explore number to object counting with Parents , Grand parents and Peer group in the mother tongue</p> 
<p>3</p>	<p>EVS</p>	<p>Introduction of</p> <ul style="list-style-type: none"> All about Me My body parts 	<ul style="list-style-type: none"> Colouring Matching Counting Painting 	<ul style="list-style-type: none"> Crayons Paints Real objects Workbook and textbook 	<p>Teacher will - Help the children to know their body parts, sense organs and their use.</p> 	<p>Knows to speak about oneself. Learns Vocabulary with correct pronunciation. Identifies and talks about various colours around us.</p> 	<p>Kinaesthetic activities-Walk, Jump, Run, Hold, Sit, Taste, Smell, Listen, Touch</p> <p>Rhymes-You put your right-hand in. Hop a little... Head shoulders knees and toes</p>	<p>Students will talk about themselves, bodyparts, favorite toys, games with their Parents, Grandparents and Peer group in mother tongue.</p>

4	ART & CRAFT	<ul style="list-style-type: none"> • Colouring • Collage activity • Tearing and Pasting activity. 		<ul style="list-style-type: none"> • Crayons • Paints • Vegetables, leaf • Clay 	<p>Teacher will show and guide the students how to do the activity using step-by-step instructions</p> 	<p>Helps to build eye hand coordination</p> <p>Develop fine motor skills needed for writing, drawing and other related skills.</p>	<p>Children will enjoy doing the activities and enhance their Fine motor and eye-hand coordination</p>	<p>Students will talk about their activities at home and explore new activities related to class activities with parents, Grand Parents and Peer group in mothertongue.</p>
5	Rhymes and Stories	<ul style="list-style-type: none"> • Good Morning • My Sense Organs • Granny's Best valentine(S) 	<ul style="list-style-type: none"> • Children will sing along with the teacher with action 	<p>Flash cards for story and videos for rhyme</p>	<p>Teacher will narrate the story with the characters and also will perform role play</p>		<p>Children will develop new vocabulary, memory ,critical thinking and social awareness</p>	<p>Students will try to memorize the story by recalling and will narrate in their own words/language with Parents/ Grandparents</p>
6	PLAY TIME/ Health and Physical education(HP E)	<p>Outdoor Games –</p> <ul style="list-style-type: none"> • Structure play • Indoor Games – • Building blocks 	<ul style="list-style-type: none"> • Children will be taken out to play in groups and follow instructions. • Children will play with blocks. 	<p>Playground, Building blocks</p>	<ul style="list-style-type: none"> • Set of rules will be demonstrated by teacher to participate in the games. 	<p>Helps to build eye hand coordination.</p> <p>Develops Gross motor skills and cognitive skills.Improve concentration.</p> <p>Develop finger movements and hand muscles</p>	<p>Children will develop Gross motor skills and precision</p> 	<p>Students will discuss in home with Parents, Grand Parents and Peer group in mother tongue about the games played at school.</p>

7	MUSIC TIME	Welcome Welcome how do you do!!!	Children will enjoy listening to song and try to learn.	Casio played by sir	Sir will sing the song line by line to make understand the children tune and the lyrics of the song.	Learns to recite Poem with actions Develop enacting skills with various body movements.	Children will develop musical - rhythmic skills.	Recitation of rhyme with proper pronunciation and actions.
---	-------------------	--	---	------------------------	--	--	--	--

EVENTS FOR THE MONTH JUNE 2026:

Note:

School Reopen on - 15th June 2026 (Monday)

Submission of books, Holiday HW and photographs -17th June 2026(Tuesday)

Special Assemblies -

Yoga Day /Music day-special assembly - 19th June (Friday)

