



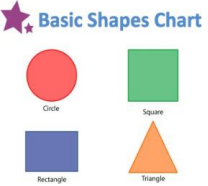
















AMS P OBUL REDDY PUBLIC SCHOOL

MONTHLY LOG - JULY 2026

GRADE : Nursery			No.of working days : 23					
S. No	Subject & Subject Teacher	Lesson / Topic	Activity/ Experiment	Material Required	Teacher's Demonstration	Relevance of the topic to real life/ Learning Outcome (LOC)	Multiple Intelligence	Multi Linguistic
1	<b>LITERACY</b>  <b>Teachers:</b> <b>Ms.A.NAVYA</b> <b>Ms.SINDHU</b> <b>Ms.SUMITRA</b> <b>Ms.ANUSHA</b> <b>Ms.K.NAVYA</b> <b>Mr.VIDYASAGAR</b> <i>(Music)</i> <b>Ms. SWAPNA</b> <i>(HPE)</i>	Introduction of strokes: .Standing line .Sleeping line .Slanting line .Curves  	<ul style="list-style-type: none"> <li>•Sand tracing</li> <li>•Air tracing</li> <li>•Rainbow tracing</li> <li>•Arranging beads on the strokes</li> <li>•Walking on strokes</li> </ul>  	<ul style="list-style-type: none"> <li>• Paper</li> <li>• Sand</li> <li>• Crayon</li> <li>• Workbook</li> <li>• Worksheet</li> </ul>	Teacher will teach the strokes with the help of the activities. They will help them to develop their vocabularies.	Develops Fine motor skills. Try to learn Correct pencil grip and posture. Develop hand-eye coordination.	<ul style="list-style-type: none"> <li>• Listening skills</li> <li>• Visual skills</li> <li>• Memory</li> </ul> 	Students will learn to express their learning in their mother tongue with parents and grand Parents and Peer Group.
2	<b>NUMERACY</b>	<ul style="list-style-type: none"> <li>• Introducing gross motor skills activity</li> <li>•Introduction to shapes. (circle, triangle, square, rectangle)</li> </ul> 	<ul style="list-style-type: none"> <li>•Patterning of shapes</li> <li>•Balancing games</li> </ul> 	<ul style="list-style-type: none"> <li>•Ball</li> <li>•Mat</li> <li>•Blocks</li> <li>•Balancing beam</li> </ul>	Teacher will explain and help children to walk on the balancing beam, sort the shapes to get patterns.	Develops gross motor skills.	<ul style="list-style-type: none"> <li>•Logical thinking skills</li> <li>•Cognitive Skills</li> </ul> 	Students will try to explore with Parents , Grand parents and Peer group in the mother tongue.

<p>3</p>	<p><b>EVS</b></p>	<p>Introduction of colours:</p> <ul style="list-style-type: none"> <li>• Red</li> <li>• Blue</li> <li>• Yellow</li> <li>• Orange</li> </ul> 	<p><b>Circle Time:</b>Teacher and student both will sit together in circle and will introduce themselves</p> <ul style="list-style-type: none"> <li>• Jadui Pitara</li> <li>• Showing colours real objects</li> <li>• Sorting games related to colours</li> </ul>	<ul style="list-style-type: none"> <li>• Disposable glasses</li> <li>• Paints</li> <li>• Real objects</li> <li>• Workbook and textbook</li> </ul> 	<p>Teacher will encourage children to introduce themselves Children will learn to say the colour name and related objects</p> 	<p>Knows to relate colours with real time objects and can mix two colours to get secondary colour.</p> 	<ul style="list-style-type: none"> <li>• Kinesthetic skills</li> <li>• visual skills</li> </ul> 	<p>Students will talk about themselves, favourite toys, games with their Parents ,Grandparents and Peer group in mother tongue.</p> 
<p>4</p>	<p><b>ART &amp; CRAFT</b></p> 	<p>*Activities based on</p> <ul style="list-style-type: none"> <li>❖ Pasting</li> <li>❖ Colouring</li> <li>❖ Vegetable dabbing</li> </ul> 	<p>Follow the step-by-step instructions of the teacher and do the activity.</p> 	<ul style="list-style-type: none"> <li>• Crayons</li> <li>• Paints</li> <li>• Paper cutouts</li> <li>• Glue</li> <li>• Clay</li> </ul>	<p>Teacher will show and guide the students how to do the activity using step-by-step instructions.</p> 	<ul style="list-style-type: none"> <li>•Helps to build eye hand coordination</li> <li>•Develop fine motor skills needed for writing, drawing and other related skills.</li> </ul>	<p>Children will enjoy doing the activities and enhance their Fine motor and eye-hand coordination.</p>	<p>Students will talk about their activities at home and explore new activities related to class activities with parents, Grand Parents and Peer group in mothertongue.</p>



