
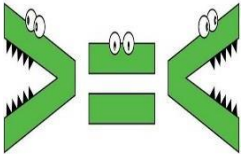



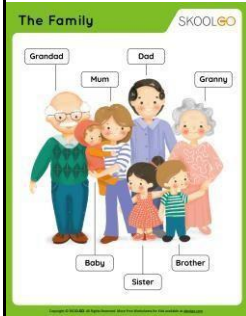


**DDMS(AMS) P. OBUL REDDY PUBLIC SCHOOL**  
**MONTHLY LOG: JULY 2026**

Grade: UKG							NO. Of Working days :23	
Sl. No	Subject&Teachers	Lesson/Topic	Activity/ Experiment	Material Required	Teacher's Demonstration	Relevance of the topic to real life/Learning Out come (LOC)	Multiple Intelligence	Multilinguistic
1	<b>LITERACY &amp; READING TIME</b> <b>Teachers:</b> <b>Ms.P.Geetha</b> <b>Ms.Ch.Aruna</b> <b>Ms.P.Padmavathi</b> <b>Ms. B.Swathi</b> <b>Ms.A.V.Anuradha</b>  <b>(Music):</b> <b>Mr.Vidyasagar</b>  <b>(HPE):Ms.Swapna</b>	*Vowels and consonants.  *Cursive letters “a – 3”.  *Phonic sounds practice *Reading and writing “a” family CVC words  <b>II Language:</b> <b>Telugu:</b> introduction of letters అ  To యు.	* Visual – Auditory-Kinesthetic (VAK) Approach. * Tracing and writing *Freehand drawing *Picture cards *Matching *Circle the correct letter	*Charts *Smart board *Flash cards *Text book *Phonic book *Cursive book	*The teacher will sing songs, rhymes and chant to teach phonics to the students. *Help students to segment and blend sounds orally and visually. * Guide children to do the associated activities in the books.	* • Recognize and pronounce short vowel sound words with the vowel /a/ through phonemic awareness activities. • Read, recognize, and blend CVC ( <b>Consonant–Vowel–Consonant</b> ) words using the <b>Code–Decode–Blend</b> phonics approach. • Identify and generate simple rhyming words (e.g., <i>cat–bat, hat–mat</i> ). • Develop fine motor control by tracing and practicing cursive letter formations.	Develops Verbal–Linguistic, Bodily–Kinesthetic, Visual–Spatial, and Musical intelligences through phonics practice, CVC reading, cursive writing, and rhymes.	* Students will develop a strong foundation in early literacy by improving their phonics, handwriting, and word recognition skills.  *Develops communication skills.  * Teaching strategies and materials will incorporate multiple languages to support language development, encourage participation, and foster an appreciation for linguistic diversity.

	<p><b>RHYMES AND STORIES</b></p> 	<ul style="list-style-type: none"> <li>* Rhymes– - Jack Sprat - The Cleaning Song</li> <li>* MooMoo and Plastic</li> </ul>		<p>Smart Board, story books, Role play, Masks etc.</p>	<p>teacher will present related rhymes and stories using expressions, actions, and voice modulation to encourage active participation.</p>	<ul style="list-style-type: none"> <li>* Helps students imagine, move freely, and develop a sense of rhythm and spatial awareness.</li> </ul>	<p>Enhances bodily–kinesthetic intelligence through movement, coordination, and hands-on experiences.</p>	<ul style="list-style-type: none"> <li>* Develops confidence in participating in rhymes and storytelling with rhythm, actions, and expressions, and uses familiar words from their mother tongue to express themselves</li> </ul>
<p>2</p>	<p><b>NUMERACY</b></p> 	<ul style="list-style-type: none"> <li>*Numbers 1-20 <u>Concepts</u></li> <li>* (&gt;, &lt;, =)</li> <li>* Before, Between and After.</li> <li>* Number names</li> </ul>	<ul style="list-style-type: none"> <li>*Circling</li> <li>*Draw objects</li> <li>*Spot the differences</li> <li>*Crocodile Mouth Game (&gt;, &lt;, =)</li> <li>* Roll and Compare (Dice game)</li> <li>* Bigger or Smaller Basket.</li> </ul>	<ul style="list-style-type: none"> <li>* Real objects</li> <li>* worksheets</li> <li>*Curious mathematics Text book</li> <li>*curious mathematics workbook</li> </ul>	<p>*Teacher demonstrates number concepts using number cards, objects, number lines, and guided writing of numerals and number names.</p>	<p>Children use numbers in their everyday lives while counting objects, identifying house and bus numbers, arranging things in order, comparing quantities, and recognizing number names.</p> 	<ul style="list-style-type: none"> <li>* Through engaging hands-on activities, games, and writing practice, students will develop number sense by recognizing, sequencing, comparing, and writing numbers and number names from <b>1–20</b>.</li> </ul>	<ul style="list-style-type: none"> <li>* Teaching strategies and learning materials will incorporate multiple languages to support children's understanding of number concepts and language development.</li> </ul>

- \* My family
- \* My Friends
- \* Understanding differences,



\* Children draw or paste pictures of their family members and talk about them.

\* Circle time

#### \*Friendship

**Circle:** Children pass a ball and say one positive thing about a friend.

#### Same and Different

**Game:** Children observe pictures or classmates and identify similarities and differences (e.g., favourite colour, hobbies, family size).

\*Family photographs or picture cut-outs

\*Picture cards showing different families and friendships


\*Puppets or simple role-play props

\*Magazines/newspapers for collage making

\* Discover Our World Book

\* Teacher demonstrates the concepts through picture discussions, role-play, and guided activities to help children understand and appreciate differences among families and friends.

\* Helps children understand and appreciate the uniqueness of families and friendships, fostering respect and positive relationships.  
\* Children will identify family members and friends, appreciate differences, and demonstrate kindness, empathy, sharing, and cooperation in their everyday interactions.



\* Interpersonal, Intrapersonal, Linguistic, Visual–Spatial, and Bodily–Kinesthetic intelligences are fostered through discussions, role-play, storytelling, art, and collaborative activities related to family and friendships.

\* Develops multilingual awareness by using simple words and expressions from their mother tongue and the school language while interacting with others and sharing experiences about family and friends.

ಕುಟುಂಬಂ (Kutumbam)


परिवाि (Parivaar)

ಅಜ್ಜಿ (Aiji) Grandmother in Kannada.

Thangai small sister( Tamil)

दोस्त (Dost)

4	<p style="text-align: center;"><b>ART&amp;CRAFT</b></p> 	<ul style="list-style-type: none"> <li>*Doodle Art</li> <li>* Joining dots</li> <li>*Fun with Lines</li> <li>* Bindi</li> <li>Pasting</li> </ul>	<ul style="list-style-type: none"> <li>* Children create simple doodles using lines, shapes, patterns, and their imagination.</li> <li>*Connect patterned dots to reveal a picture and colour it.</li> <li>* Paste colourful bindis within outlines to complete pictures and designs.</li> </ul>	<ul style="list-style-type: none"> <li>*Crayons</li> <li>*Color papers</li> <li>*Glue</li> <li>*Natural resources</li> </ul>	<p>Teacher will guide the students how to do the activity using step-by-step instructions</p> 	<ul style="list-style-type: none"> <li>* Through these creative activities, students will enhance their fine motor skills, hand-eye coordination, pencil control, concentration, creativity, and visual perception while expressing themselves through art and design.</li> </ul>	<p>Enhances creativity and imagination, encourages self-expression, and improves fine motor control and hand-eye coordination.</p> <p>Strengthens fine motor skills, finger dexterity, and pincer grasp while promoting colour recognition, patterning, and focus.</p>	<p>Encourages children to use colour, shape, and line vocabulary in their mother tongue and the school language during art activities.</p>
5	<p style="text-align: center;">MUSIC</p>	<p>Garudagamana Tava charana....</p>	<p>Listening and repetition, action-based singing, rhythm clapping, and group singing of "Garudagamana Tava Charana</p>	<ul style="list-style-type: none"> <li>*Casio</li> </ul>	<p>Sir will sing the song line by line to help children understand the tune and lyrics.</p>	<p>Music helps children appreciate cultural heritage and values while enhancing their emotional expression, listening skills, and concentration. Learning devotional songs nurtures discipline, confidence, and a sense of belonging to their cultural tradition</p>	<p>Enhances Musical, Linguistic, and Bodily-Kinesthetic intelligences through devotional singing and rhythmic activities.</p>	<p>Children will be encouraged to understand and sing simple words from the song while connecting them with familiar words from their mother tongue.</p>

6	<b>CONTEMPARY DANCE</b>	Basic steps	Child learns step by step under teachers guidance	*Casio Smart Board Bluetooth speaker	Sir will sing the the tune and lyrics of the song. Dance sir will guide the children step by step and the children will learn	Express that is familiar to them.  Improves flexibility, balance, and body strength	Children will Encourages the child to express emotion through movement	Students will sing in rhythmic activities. Contemporary dance allows children to explore their emotions freely through graceful movements
7	<b>LIFE SKILLS</b>	Nick names Our Loved ones  Pokso likes cartoons Pokso does not like to pinched his cheeks		*LifeSkills book  Smart Board Flash cards	*Teachers explain values and ethics, introduce the characters of book.	*Understands the people around us, taking help through moral stories.	*Children develop interpersonal Relationship	*Retells story in sequence of their own experience in mother tongue. *Student will learn new names of toys & equipment
8	<b>PLAYTIME (Structured play)</b>  <b>(HPE) Health and Physical Education</b>	*Throw and catch a ball through the hula-hoop -Balancing beam,  Hop scotch,  Puzzles	Students will be taken to sandpit, play gym.  Structural indoor games	*Puzzles *Sandpit equipment *Clay	*Teacher will encourage them to explore different outdoor games.  *Teacher will help the students on how to solve the puzzles.	*Develop problem-solving, enhanced communication, social cooperation	*Children will improve Social and emotional quotient.	*Helps to build Gross motor skills, physical fitness and balance.

**EVENTS FOR THE MONTH JULY 2026**

**1<sup>ST</sup> (Wednesday) – National Doctors’ Day – Special Assembly**

**15<sup>th</sup> (Wednesday) – Founders Day- Special Assembly**

**18<sup>th</sup> (Saturday) – PTM**

**22<sup>nd</sup> (Wednesday) – (CCA) English Recitation Competition**

**29<sup>th</sup> (Wednesday) – Gurupoornima – Special Assembly**